



**Department of Agriculture, RFO 5**  
**CY 2015 AGENCY PERFORMANCE MEASURES**  
**ORGANIC AGRICULTURE PROGRAM**  
 As of December 31, 2015

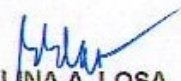
**SUMMARY**

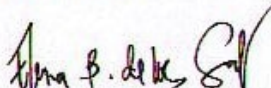
MFO/PERFORMANCE INDICATORS	% PHYSICAL ACCOMPLISHMENT	FINANCIAL (P'000)			
		ALLOTMENT	OBLIGATED	BALANCE	% Obligation
<i>MFO 2: Technical and Support Services</i>	106	30,989	30,989	-	100
2.1 Production Support Services	100	3,720	3,720	-	100
2.2 Market Development Services	113	4,500	4,500		100
2.3 Extension Support, Education and Training	104	22,769	22,769		100
MFO 5: Agricultural Equipment and Facilities Support	100	3,000	3,000		100
<b>AVERAGE PERFORMANCE (%)</b>	<b>103</b>	<b>33,989</b>	<b>33,989</b>		<b>100</b>


Prepared by:

Recommending Approval:

Approved by:

  
**ADELINA A. LOSA**  
 Reg'l Organic Agriculture Focal Person

  
**ELENA B. DELOS SANTOS**  
 RTD for Operations and Extension

  
**ABELARDO R. BRAGAS**  
 Regional Executive Director



Department of Agriculture, RFO 5  
 CY 2015 AGENCY PERFORMANCE MEASURES  
 ORGANIC AGRICULTURE PROGRAM  
 As of December 31, 2015

MAJOR FINAL OUTPUT /INDICATORS	UACS CODE	PHYSICAL ACCOMPLISHMENT			REMARKS	FINANCIAL (P'000)			
		Target (Annual)	To Date	% Acc To Date		ALLOTMENT	OBLIGATED	BALANCE	% Obligation
<b>MFO 2: Technical and Support Services</b>				105.63		30,989	30,989	-	100
<b>2.1 Production Support Services</b>				100		3,720	3,720	-	100
<b>QUANTITY</b>									
<i>Individual beneficiaries provided with production support services</i>									
<b>Seeds</b>									
Female Individuals provided with seeds		15	15	100					
Male Individuals provided with seeds		35	35	100					
<b>Fertilizer</b>									
Female Individuals provided with fertilizers		15	15	100					
Male Individuals provided with fertilizers		35	35	100					
<b>Seeds distributed</b>									
Rice (Traditional variety)		400	400	100					
Com (Open-pollinated variety)		400	400	100					
Vegetables		3	3	100					
<b>Fertilizers and other soil ameliorants distributed</b>									
Organic fertilizer		100,000	100,000	100					
African Night Crawler		200	200	100					
Bio-N		18.00	18	100					
<b>2.2 Market Development Services</b>				113.10		4,500	4,500		100
Volume of Marketing agreements consummated		4	5	125					
Value of Marketing agreements consummated		200,000	225,000	113					
<b>Individuals provided with market development</b>									
Female Individuals provided market		915	970	106					
Male Individuals provided market development		585	637	109					
<b>INPUT INDICATORS</b>									
<b>Market-related events</b>									
Conducted Local events		15	17	113					
Funded Local events		3	3	100					
<b>Assisted</b>									
Assisted Local events		6	6	100					
Assisted International events		2	2	100					



Department of Agriculture, RFO 5  
 CY 2015 AGENCY PERFORMANCE MEASURES  
 ORGANIC AGRICULTURE PROGRAM  
 As of December 31, 2015

MAJOR FINAL OUTPUT /INDICATORS	UACS CODE	PHYSICAL ACCOMPLISHMENT			REMARKS	FINANCIAL (P'000)			
		Target (Annual)	To Date	% Acc To Date		ALLOTMENT	OBLIGATED	BALANCE	% Obligation
<b>2.3 Extension Support, Education and Training</b>				<b>103.79</b>		<b>22,769</b>	<b>22,769</b>		<b>100</b>
Female Farmers		445	510	115					
Male Farmers		555	579	104					
INPUT INDICATORS									
Other Training and training-related events									
Others (not specified)		16	18	113					
IEC materials disseminated:									
Print disseminated		3,000	5000	167	more info materials on organic were distributed during the launching of SUC collaboration projects				
Audio visual disseminated		2	2	100					
Radio programs, TV Plugs/Jingles									
Radio/TV plugs		2	3	150					
Individuals given incentives, recognitions, and National Organic Agriculture Achievers Award									
Provincial		1	1	100					
City/Municipal		1	1	100					
Provincial Focal Person		1	1	100					
City/Municipal Focal Person		1	1	100					
AEW		1	1	100					
Small Farmers									
Group		1	1	100					
Individual		1	1	100					
Organic Farming Family		1	1	100					
Certification Subsidy									
Group		2		-	Late release of implementing guidelines of certification subsidy. Draft MOA received Dec 5, 2015 from NOAP.				
Technology demonstrations									
Established		8	9	113					



Department of Agriculture, RFO 5  
 CY 2015 AGENCY PERFORMANCE MEASURES  
 ORGANIC AGRICULTURE PROGRAM  
 As of December 31, 2015

MAJOR FINAL OUTPUT //INDICATORS	UACS CODE	PHYSICAL ACCOMPLISHMENT			REMARKS	FINANCIAL (P'000)			
		Target (Annual)	To Date	% Acc To Date		ALLOTMENT	OBLIGATED	BALANCE	% Obligation
MFO 5: Agricultural Equipment and Facilities Support				100		3,000	3,000		100
<b>OUTPUT INDICATOR</b>									
<i>Beneficiaries provided with PAEF</i>									
<i>Production machinery and equipment and</i>									
<i>Group</i>		10.00	10	100					
<i>Postharvest machinery and equipment and</i>									
<i>Group</i>		1.00	1	100					
Farm production-related machinery and equipment									
Shredder Machine		10	10	100					
Tea Brewer		10	10	100					
Production Facilities_established		1	1	100					
Production Facilities_maintained		1	1	100					
Postharvest equipment and machinery distributed		1	1	100					
<b>AVERAGE</b>				<b>102.81</b>		<b>33,989</b>	<b>33,989</b>		<b>100</b>