

STATEMENT OF APPROPRIATIONS, ALLOTMENTS, OBLIGATIONS, DISBURSEMENTS AND BALANCES  
As at the Quarter Ending December 31, 2023

Department : Department of Agriculture (DA)  
 Agency/Entity : Office of the Secretary  
 Operating Unit : Regional Field Office - V  
 Organization Code (UACS) : 05 001 0300005  
 Fund Cluster : 01 - Regular Agency Fund - Unprogrammed Appropriations


✓	Current Year Appropriations
	Supplemental Appropriations
	Continuing Appropriations

Particulars	UACS CODE	Authorized Appropriation	Appropriation		Allotments					Current Year Obligations					Current Year Disbursements				Balances				
			Adjustments (To)/From, Modifications/ Augmentations)	Adjusted Appropriations	Allotments Recalved	Adjustments (Reductions, Modifications/ Augmentations)	Transfer To	Transfer From	Adjusted Total Allotments	1st Quarter Ending Mar. 31	2nd Quarter Ending June 30	3rd Quarter Ending Sept. 30	4th Quarter Ending Dec. 31	Total	1st Quarter Ending Mar. 31	2nd Quarter Ending June 30	3rd Quarter Ending Sept. 30	4th Quarter Ending Dec. 31	Total	Unreleased Appropriations	Unobligated Allotment	Unpaid Obligations (15-20) = (23+24)	
			4	5=(3+4)	6	7	8	9	10=[(6+(-)7)-8+9]	11	12	13	14	15=(11+12+13+14)	16	17	18	19	20=(16+17+18+19)	21=(5-10)	22=(10-15)	23	24
III. Special Purpose Fund		0.00	934,661,544.20	934,661,544.20	0.00	11,570,417.00	0.00	923,091,127.20	934,661,544.20	0.00	0.00	0.00	834,671,167.00	834,671,167.00	0.00	0.00	0.00	829,935,314.15	829,935,314.15	0.00	99,990,377.20	0.00	4,735,852.85
Support for Infrastructure Projects and Social Programs	1105422	0.00	923,091,127.20	923,091,127.20	0.00	0.00	0.00	923,091,127.20	923,091,127.20	0.00	0.00	0.00	823,100,750.00	823,100,750.00	0.00	0.00	0.00	823,100,750.00	823,100,750.00	0.00	99,990,377.20	0.00	0.00
Operations	3000000000000000	0.00	923,091,127.20	923,091,127.20	0.00	0.00	0.00	923,091,127.20	923,091,127.20	0.00	0.00	0.00	823,100,750.00	823,100,750.00	0.00	0.00	0.00	823,100,750.00	823,100,750.00	0.00	99,990,377.20	0.00	0.00
oo : Productivity in the agricultural sector	3100000000000000	0.00	923,091,127.20	923,091,127.20	0.00	0.00	0.00	923,091,127.20	923,091,127.20	0.00	0.00	0.00	823,100,750.00	823,100,750.00	0.00	0.00	0.00	823,100,750.00	823,100,750.00	0.00	99,990,377.20	0.00	0.00
LOCALLY-FUNDED AND FOREIGN-ASSISTED	3105000000000000	0.00	923,091,127.20	923,091,127.20	0.00	0.00	0.00	923,091,127.20	923,091,127.20	0.00	0.00	0.00	823,100,750.00	823,100,750.00	0.00	0.00	0.00	823,100,750.00	823,100,750.00	0.00	99,990,377.20	0.00	0.00
Rice Competitiveness Enhancement Program	310500200021000	0.00	923,091,127.20	923,091,127.20	0.00	0.00	0.00	923,091,127.20	923,091,127.20	0.00	0.00	0.00	823,100,750.00	823,100,750.00	0.00	0.00	0.00	823,100,750.00	823,100,750.00	0.00	99,990,377.20	0.00	0.00
MOOE		0.00	923,091,127.20	923,091,127.20	0.00	0.00	0.00	923,091,127.20	923,091,127.20	0.00	0.00	0.00	823,100,750.00	823,100,750.00	0.00	0.00	0.00	823,100,750.00	823,100,750.00	0.00	99,990,377.20	0.00	0.00
Miscellaneous Personnel Benefits Fund - Staffing	1105559	0.00	11,570,417.00	11,570,417.00	0.00	11,570,417.00	0.00	0.00	11,570,417.00	0.00	0.00	0.00	11,570,417.00	11,570,417.00	0.00	0.00	0.00	6,834,564.15	6,834,564.15	0.00	0.00	0.00	4,735,852.85
General Administration and Support	1000000000000000	0.00	11,570,417.00	11,570,417.00	0.00	11,570,417.00	0.00	0.00	11,570,417.00	0.00	0.00	0.00	11,570,417.00	11,570,417.00	0.00	0.00	0.00	6,834,564.15	6,834,564.15	0.00	0.00	0.00	4,735,852.85
General management and supervision	100000100001000	0.00	11,570,417.00	11,570,417.00	0.00	11,570,417.00	0.00	0.00	11,570,417.00	0.00	0.00	0.00	11,570,417.00	11,570,417.00	0.00	0.00	0.00	6,834,564.15	6,834,564.15	0.00	0.00	0.00	4,735,852.85
PS		0.00	11,570,417.00	11,570,417.00	0.00	11,570,417.00	0.00	0.00	11,570,417.00	0.00	0.00	0.00	11,570,417.00	11,570,417.00	0.00	0.00	0.00	6,834,564.15	6,834,564.15	0.00	0.00	0.00	4,735,852.85
GRAND TOTAL		0.00	934,661,544.20	934,661,544.20	0.00	11,570,417.00	0.00	923,091,127.20	934,661,544.20	0.00	0.00	0.00	834,671,167.00	834,671,167.00	0.00	0.00	0.00	829,935,314.15	829,935,314.15	0.00	99,990,377.20	0.00	4,735,852.85
PS		0.00	11,570,417.00	11,570,417.00	0.00	11,570,417.00	0.00	0.00	11,570,417.00	0.00	0.00	0.00	11,570,417.00	11,570,417.00	0.00	0.00	0.00	6,834,564.15	6,834,564.15	0.00	0.00	0.00	4,735,852.85
MOOE		0.00	923,091,127.20	923,091,127.20	0.00	0.00	0.00	923,091,127.20	923,091,127.20	0.00	0.00	0.00	823,100,750.00	823,100,750.00	0.00	0.00	0.00	823,100,750.00	823,100,750.00	0.00	99,990,377.20	0.00	0.00


Certified Correct:

  
 MICHELLE A. SABIDO  
 Chief, Budget Section


Certified Correct:

  
 TERESITA D.C. VALENCIA  
 Chief, Accounting Section

Recommended By:

  
 IMELDA P. ACOMPAÑADO  
 OIC-Chief, Administrative & Finance Division

Approved:

  
 RODEL P. TORNILLO MABE  
 Regional Executive Director