



STATEMENT OF APPROPRIATIONS, ALLOTMENTS, OBLIGATIONS, DISBURSEMENTS AND BALANCES
As at the Quarter Ending December 31, 2024

Department : Department of Agriculture (DA)
Agency/Entity : Office of the Secretary
Operating Unit : Regional Field Office - V
Organization Code (UACS) : 05 001 0300005
Fund Cluster : 01 - Regular Agency Fund - Unprogrammed Appropriations

✓	Current Year Appropriations
	Supplemental Appropriations
	Continuing Appropriations


Particulars	UACS CODE	Appropriation		Allotments						Current Year Obligations					Current Year Disbursements					Balances				
		Authorized Appropriation	Adjustments (Transfer (To)/From, Modifications/ Augmentations)	Adjusted Appropriations	Allotments Received	Adjustments (Reductions, Modifications/ Augmentations)	Transfer To	Transfer From	Adjusted Total Allotments	1st Quarter Ending	2nd Quarter Ending	3rd Quarter Ending	4th Quarter Ending	Total	1st Quarter Ending	2nd Quarter Ending	3rd Quarter Ending	4th Quarter Ending	Total	Unreleased Appropriations	Unobligated Allotment	Unpaid Obligations (15-20) = (23+24)		
										Mar. 31	June 30	Sept. 30	Dec. 31		Mar. 31	June 30	Sept. 30	Dec. 31				21=5-10	22=(10-15)	Due and Demandable
III. Special Purpose Fund		0.00	1,596,410,906.75	1,596,410,906.75	0.00	771,323.00	0.00	1,595,639,583.75	1,596,410,906.75	0.00	0.00	46,463,131.09	1,531,000,019.59	1,577,463,150.68	0.00	0.00	0.00	1,341,902,128.88	1,341,902,128.88	0.00	18,947,756.07	0.00	235,561,021.80	
Support for Infrastructure Projects and Social Operations	1105422	0.00	1,317,095,050.00	1,317,095,050.00	0.00	0.00	0.00	1,317,095,050.00	1,317,095,050.00	0.00	0.00	0.00	1,317,095,050.00	1,317,095,050.00	0.00	0.00	0.00	1,317,095,050.00	1,317,095,050.00	0.00	0.00	0.00	0.00	
oo : Productivity in the agricultural sector	3100000000000000	0.00	1,317,095,050.00	1,317,095,050.00	0.00	0.00	0.00	1,317,095,050.00	1,317,095,050.00	0.00	0.00	0.00	1,317,095,050.00	1,317,095,050.00	0.00	0.00	0.00	1,317,095,050.00	1,317,095,050.00	0.00	0.00	0.00	0.00	
TECHNICAL AND SUPPORT SERVICES PROGRAM	3101000000000000	0.00	1,317,095,050.00	1,317,095,050.00	0.00	0.00	0.00	1,317,095,050.00	1,317,095,050.00	0.00	0.00	0.00	1,317,095,050.00	1,317,095,050.00	0.00	0.00	0.00	1,317,095,050.00	1,317,095,050.00	0.00	0.00	0.00	0.00	
LOCALLY-FUNDED AND FOREIGN-ASSISTED	3105000000000000	0.00	1,317,095,050.00	1,317,095,050.00	0.00	0.00	0.00	1,317,095,050.00	1,317,095,050.00	0.00	0.00	0.00	1,317,095,050.00	1,317,095,050.00	0.00	0.00	0.00	1,317,095,050.00	1,317,095,050.00	0.00	0.00	0.00	0.00	
Rice Competitiveness Enhancement Program	3105002000021000	0.00	1,317,095,050.00	1,317,095,050.00	0.00	0.00	0.00	1,317,095,050.00	1,317,095,050.00	0.00	0.00	0.00	1,317,095,050.00	1,317,095,050.00	0.00	0.00	0.00	1,317,095,050.00	1,317,095,050.00	0.00	0.00	0.00	0.00	
MOOE			1,317,095,050.00	1,317,095,050.00				1,317,095,050.00	1,317,095,050.00				1,317,095,050.00	1,317,095,050.00				1,317,095,050.00	1,317,095,050.00					0.00
Support to Foreign-Assisted Projects	1105428	0.00	244,272,342.00	244,272,342.00	0.00	0.00	0.00	244,272,342.00	244,272,342.00	0.00	0.00	46,463,131.09	184,022,843.49	230,485,974.58	0.00	0.00	0.00	24,035,756.83	24,035,756.83	0.00	13,786,367.42	0.00	206,450,217.75	
Operations		0.00	244,272,342.00	244,272,342.00	0.00	0.00	0.00	244,272,342.00	244,272,342.00	0.00	0.00	46,463,131.09	184,022,843.49	230,485,974.58	0.00	0.00	0.00	24,035,756.83	24,035,756.83	0.00	13,786,367.42	0.00	206,450,217.75	
oo : Productivity in the agricultural sector	3100000000000000	0.00	244,272,342.00	244,272,342.00	0.00	0.00	0.00	244,272,342.00	244,272,342.00	0.00	0.00	46,463,131.09	184,022,843.49	230,485,974.58	0.00	0.00	0.00	24,035,756.83	24,035,756.83	0.00	13,786,367.42	0.00	206,450,217.75	
LOCALLY-FUNDED AND FOREIGN-ASSISTED	3105000000000000	0.00	244,272,342.00	244,272,342.00	0.00	0.00	0.00	244,272,342.00	244,272,342.00	0.00	0.00	46,463,131.09	184,022,843.49	230,485,974.58	0.00	0.00	0.00	24,035,756.83	24,035,756.83	0.00	13,786,367.42	0.00	206,450,217.75	
Philippine Rural Development Project Scale - Up	310500300010000	0.00	244,272,342.00	244,272,342.00	0.00	0.00	0.00	244,272,342.00	244,272,342.00	0.00	0.00	46,463,131.09	184,022,843.49	230,485,974.58	0.00	0.00	0.00	24,035,756.83	24,035,756.83	0.00	13,786,367.42	0.00	206,450,217.75	
MOOE			23,691,192.00	23,691,192.00				23,691,192.00	23,691,192.00			563,450.00	9,341,374.58	9,904,824.58				8,303,362.78	8,303,362.78		0.00	0.00	1,601,461.80	
CO			220,581,150.00	220,581,150.00				220,581,150.00	220,581,150.00			45,899,681.09	174,681,468.91	220,581,150.00				15,732,394.05	15,732,394.05		0.00	0.00	204,848,755.95	
Pension and Gratuity Fund	1105463	0.00	771,323.00	771,323.00	0.00	771,323.00	0.00	0.00	771,323.00	0.00	0.00	0.00	771,322.05	771,322.05	0.00	0.00	0.00	771,322.05	771,322.05	0.00	0.95	0.00	0.00	
General Administration and Support	1000000000000000	0.00	771,323.00	771,323.00	0.00	771,323.00	0.00	0.00	771,323.00	0.00	0.00	0.00	771,322.05	771,322.05	0.00	0.00	0.00	771,322.05	771,322.05	0.00	0.95	0.00	0.00	
General management and supervision	100000100001000	0.00	771,323.00	771,323.00	0.00	771,323.00	0.00	0.00	771,323.00	0.00	0.00	0.00	771,322.05	771,322.05	0.00	0.00	0.00	771,322.05	771,322.05	0.00	0.95	0.00	0.00	
PS			771,323.00	771,323.00		771,323.00		0.00	771,323.00			0.00	771,322.05	771,322.05				771,322.05	771,322.05		0.95	0.00	0.00	
For Government Counterpart of Foreign-Assisted Projects	1105564	0.00	34,272,191.75	34,272,191.75	0.00	0.00	0.00	34,272,191.75	34,272,191.75	0.00	0.00	0.00	29,110,804.05	29,110,804.05	0.00	0.00	0.00	0.00	0.00	0.00	5,161,387.70	0.00	29,110,804.05	
Operations	3000000000000000	0.00	34,272,191.75	34,272,191.75	0.00	0.00	0.00	34,272,191.75	34,272,191.75	0.00	0.00	0.00	29,110,804.05	29,110,804.05	0.00	0.00	0.00	0.00	0.00	0.00	5,161,387.70	0.00	29,110,804.05	
oo : Productivity in the agricultural sector	3100000000000000	0.00	34,272,191.75	34,272,191.75	0.00	0.00	0.00	34,272,191.75	34,272,191.75	0.00	0.00	0.00	29,110,804.05	29,110,804.05	0.00	0.00	0.00	0.00	0.00	0.00	5,161,387.70	0.00	29,110,804.05	
LOCALLY-FUNDED AND FOREIGN-ASSISTED	3105000000000000	0.00	34,272,191.75	34,272,191.75	0.00	0.00	0.00	34,272,191.75	34,272,191.75	0.00	0.00	0.00	29,110,804.05	29,110,804.05	0.00	0.00	0.00	0.00	0.00	0.00	5,161,387.70	0.00	29,110,804.05	
For Government Counterpart of Foreign-Assisted	409968000035000	0.00	34,272,191.75	34,272,191.75	0.00	0.00	0.00	34,272,191.75	34,272,191.75	0.00	0.00	0.00	29,110,804.05	29,110,804.05	0.00	0.00	0.00	0.00	0.00	0.00	5,161,387.70	0.00	29,110,804.05	
MOOE			6,699,548.00	6,699,548.00				6,699,548.00	6,699,548.00			0.00	1,538,160.30	1,538,160.30				0.00	0.00		0.00	5,161,387.70	0.00	1,538,160.30
CO			27,572,643.75	27,572,643.75				27,572,643.75	27,572,643.75			0.00	27,572,643.75	27,572,643.75				0.00	0.00		0.00	0.00	27,572,643.75	
GRAND TOTAL		0.00	1,596,410,906.75	1,596,410,906.75	0.00	771,323.00	0.00	1,595,639,583.75	1,596,410,906.75	0.00	0.00	46,463,131.09	1,531,000,019.59	1,577,463,150.68	0.00	0.00	0.00	1,341,902,128.88	1,341,902,128.88	0.00	18,947,756.07	0.00	235,561,021.80	
PS		0.00	771,323.00	771,323.00	0.00	771,323.00	0.00	0.00	771,323.00	0.00	0.00	0.00	771,322.05	771,322.05	0.00	0.00	0.00	771,322.05	771,322.05	0.00	0.95	0.00	0.00	
MOOE		0.00	1,347,485,790.00	1,347,485,790.00	0.00	0.00	0.00	1,347,485,790.00	1,347,485,790.00	0.00	0.00	563,450.00	1,327,974,584.88	1,328,538,034.88	0.00	0.00	0.00	1,325,398,412.78	1,325,398,412.78	0.00	18,947,755.12	0.00	3,139,622.10	
CO		0.00	248,153,793.75	248,153,793.75	0.00	0.00	0.00	248,153,793.75	248,153,793.75	0.00	0.00	45,899,681.09	202,254,112.66	248,153,793.75	0.00	0.00	0.00	15,732,394.05	15,732,394.05	0.00	0.00	0.00	232,421,399.70	

Certified Correct

MICHELLE A. SABIDO
Chief, Budget Section

Certified Correct

LORRAINE MAE C. SERMONIA
OIC-Chief, Accounting Section

Recommending Approval:

IMELDA P. ACOMPAÑADO
Chief, Administrative and Finance Division

Approved By:

RODEL P. TORNILLA, MABE
Regional Executive Director