

At a Glance.....

PROVINCE	INCOME CLASS*	LAND AREA (HA)	AGRI. AREA (HA)	POPULATION (2020)	DISTRICTS (NO.)	MUN/CITIES (NO.)	BRGYS (NO.)	CAPITAL
ALBAY	1st	255,406	107,637	1,374,768	3	18	720	Legaspi City
CAMARINES NORTE	2nd	232,007	103,536	629,699	2	12	282	Daet
CAMARINES SUR	1st	549,700	243,182	2,068,244	5	37	1,063	Pili
CATANDUANES	3rd	149,216	38,056	271,879	LONE	11	315	Virac
MASBATE	1st	415,178	179,844	908,920	3	21	550	Masbate City
SORSOGON	2nd	211,901	101,968	828,655	2	15	541	Sorsogon City
BICOL		1,813,408	774,225	6,082,165	16	114	3,471	

Note:

- **1st Class** – Average Annual Income of Ps 450M or more
- **2nd Class**- Average Annual Income of Ps 360 M or more but less than Ps 450 M
- **3rd Class**- Average Annual Income of P 270 M or more but less than P 360 M

Sources:

- National Statistical Coordination Board (NSCB)
- Philippine Statistics Authority (PSA)



REGION V (Bicol Region)

(Albay, Camarines Norte, Camarines Sur, Catanduanes, Masbate and Sorsogon)



INCOME CLASSIFICATION

Bicol Region

Province	District	Income Class				
		1st	2nd	3rd	4th	5th
Albay (1st Class)	1	Tiwi	Bacacay	Malinao	Tabaco City Malilipot Sto. Domingo	
	2	Daraga Camalig	Legazpi City	Rapu-rapu	Manito Jovellar	
	3	Oas Polangui Libon Guinobatan		Pioduran	Ligao City	
No. of Municipality		7	2	3	6	0
Camarines Norte (2nd Class)	1	Labo	Jose Panganiban	Capalonga Paracale Sta. Elena		
	2	Daet	Mercedes	Basud Vinzons	Talisay	San Lorenzo Ruiz San Vicente
No. of Municipality		2	2	5	1	2
Camarines Sur (1st Class)	1	Ragay Sipocot		Lupi	Del Gallego	Cabusao
	2	Libmanan		Minalabac Pasacao	Pamplona San Fernando Milao	Gainza
	3	Calabanga Pili	Naga City	Ocampo	Canaman Magarao	Bombon Camaligan
	4	Tinambac	Caramoan Goa Lagonoy	Tigaon	Garchitorena Presentacion Sangay San Jose Siruma	
	5	Buhi Nabua	Bula	Baao Bato	Balatan Iriga City	

INCOME CLASSIFICATION

Bicol Region

Province	District	Income Class				
		1st	2nd	3rd	4th	5th
<i>No. of Municipality</i>		8	5	7	13	4
Catanduanes (3rd Class)	Lone	Virac		Caramoran San Andres	Pandan Viga	Bagamanoc Baras Bato Gigmoto Panganiban San Miguel
<i>No. of Municipality</i>		1	0	2	2	6
Masbate (1st Class)	1			Claveria San Pascual	Monreal San Jacinto	Batuan San Fernando
	2	Aroroy Milagros		Mandaon	Baleno Balud Masbate City Mobo	
	3		Cataingan Cawayan Placer	Uson	Dimasalang Palanas Pio V. Corpuz	Esperanza
<i>No. of Municipality</i>		2	3	4	9	3
Sorsogon (2nd Class)	1	Pilar		Castilla Donsol Magallanes Sorsogon City	Casiguran	
	2	Bulan	Gubat Irosin	Matnog	Bulusan Juban	Barcelona Prieto Diaz Sta. Magdalena
<i>No. of Municipality</i>		2	2	5	3	3
TOTAL		22	14	26	34	18

POPULATION OF BICOL REGION

PROVINCE	POPULATION (In Thousands)		Growth Rate (Annual)
	2015	2020	
Albay	1,315	1,375	4.56
Cam. Norte	583	630	7.95
Cam. Sur	1,953	2,068	5.93
Catanduanes	261	272	4.18
Masbate	892	909	1.85
Sorsogon	793	829	4.50
BICOL	5,797	6,082	4.92

Source: Philippine Statistics Authority (PSA)

**Poverty Incidence
Among Families and Population**

Province	Poverty Incidence Among Families		Poverty Incidence Among Population	
	2021	2023	2021	2023
BICOL REGION	21.9	20.3	29.3	27.5
ALBAY	15.4	18.1	20.4	24.7
CAMARINES NORTE	16.6	17.7	22.2	24.9
CAMARINES SUR	29.8	22.4	38.7	29.4
CATANDUANES	16.8	23.5	23.5	30.6
MASBATE	20.2	12.9	27.7	19.2
SORSOGON	21.7	28.4	30.0	37.9

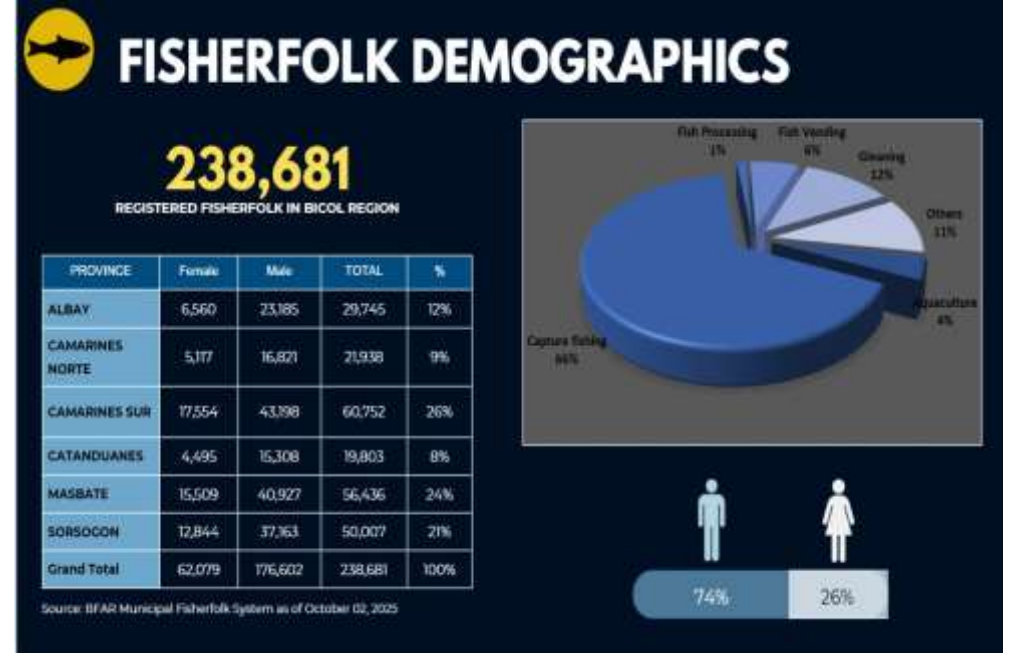
Source: Philippine Statistics Authority (PSA)

RSBSA Summary Report
By Province
As of October 30, 2025

Province	LGU			TARGETS						RSBSA ACCOMPLISHMENT			
	No.	Accomp	%	2020 BAYANIHAN 2	GAA 2020	GAA 2021	GAA 2022	TOTAL	RECEIVED	VALIDATED	ENCODED		
												73.65%	99.67%
ALBAY	18	18	100	27,000	17,861	74,188	7,627	126,676	77,194	77,106	76,515		
CAMARINES NORTE	12	12	100	15,000	8,778	40,908	5301	69,987	46,824	46,735	44,726		
CAMARINES SUR	37	37	100	46,500	30,458	131,835	16311	225,104	161,780	161,019	159,134		
CATANDUANES	11	11	100	10,000	7,715	26,795	4897	49,407	40,211	40,207	41,546		
MASBATE	21	21	100	27,500	18,802	75,720	9266	131,288	113,308	113,248	116,854		
SORSOGON	15	15	100	24,000	16,386	67,330	6598	114,314	88,661	87,931	85,372		
BICOL	114	114	100	150,000	100,000	416,776	50,000	716,776	527,978	526,246	524,147		
			%RECEIVED							99.67%	99.60%		
			%TARGET						73.65%	73.42%	73.13%		

Source: DA-RFO 5 RSBSA

Fisherfolk and Boat Registration Program (FishR and BoatR)
Bicol Region



CY 2024 vs 2025 (1st Semester)
VOLUME OF COCONUT PRODUCTION AND AREA HARVESTED
BICOL REGION

Province	Production (MT)		Area Planted/Harvested	
	2024	2025 (1 st Semester)	2024	2025 (1 st Semester)
Albay	144,931.61	29,316.09	45,011.02	45,011.02
Camarines Norte	171,727.69	57,604.76	85,405.00	21,030.56
Camarines Sur	321,174.97	141,469.75	117,615.47	117,615.47
Catanduanes	4,043.57	98.83	15,858.84	15,771.00
Masbate	423,765.28	157,475.18	95,629.00	96,346.60
Sorsogon	88,308.04	37,527.27	97,148.00	97,150.00
REGION 5	1,153,951.16	423,491.88	456,667.33	392,924.65

Sources: Philippine Statistics Authority (PSA) (No 3rd Quarter data)

9

CY 2024 vs 2025 (1st Semester)
VOLUME OF ABACA PRODUCTION AND AREA HARVESTED
BICOL REGION

Province	Production (MT)		Area Planted/Harvested	
	2024	2025 (1 st Semester)	2024	2025 (1 st Semester)
Albay	1,323.74	560.24	4,815.00	5,190.60
Camarines Norte	34.25	11.6	198.48	198.48
Camarines Sur	535.40	238.63	6,872.68	6,872.68
Catanduanes	20,371.43	4,289.20	24,734.69	22,887.00
Masbate	-	-	-	-
Sorsogon	119.48	65.1	5,366.57	5,861.30
REGION 5	22,384.30	5,164.78	41,987.42	41,010.06

Sources: Philippine Statistics Authority (PSA) (No 3rd Quarter data)

Summary of DA-RFO5 2025 Plan and Budget (GAA)

PROGRAM/ACTIVITY/PROJECTS IMPLEMENTING UNITS	FY 2025 GAA ('000)				% Share
	PS*	MOOE	CO	TOTAL	
REGIONAL FIELD UNIT V (BICOL REGION)	168,787	2,996,200	3,812,600	6,977,587	
General Administrative and Support Services	57,812	29,367	2,400	89,579	1.28%
Support to Operations	51,325	174,195	319,700	545,220	7.81%
Information and Communication Technology (ICT) Management Support Services		13,202	9,700	22,902	
Development of organizational policies, plans and procedures (DOPP)	7,815	30,853		38,668	
Operations & Maintenance of Integrated Laboratories	14,774	46,502	310,000	371,276	
Field Programs Monitoring Activities (FPMA)	15,872	72,455		88,327	
Agriculture and Fishery Engineering Support Activities (AFESA)	12,864	11,183		24,047	
Operations	59,650	2,160,470	580,652	2,800,772	40.14%
Rice Program		1,470,126	342,010	1,812,136	
Livestock Program		268,712	55,420	324,132	
Corn Program		189,964	91,050	281,014	
High Value Crops Program		96,769	41,780	138,549	
Organic Agriculture Program		22,190	29,944	52,134	
Halal Food Industry Development Program			2,300	2,300	
Urban and Peri-Urban Agriculture Program (NUPAP)		13,920	11,020	24,940	
Other Activities	59,650	98,789	7,128	165,567	
Locally Funded Projects		632,168	2,909,848	3,542,016	50.76%
Repair/Rehabilitation, And Construction of Farm-To-Market Roads in the Designated Key Production Areas			2,609,362	2,609,362	
Kabuhayan at Kaunlaran ng Kababayang Katutubo (4K)		12,243	2,638	14,881	
Special Area for Agricultural Development (SAAD) Program		96,216	17,500	113,716	
Mainstreaming Climate Resilient in Agriculture - CRA		25,488	19,511	44,999	
Updating of the Registry System for Basic Sectors in Agriculture (Tier II)		33,271	5,974	39,245	
National Soil Health Program		4,950		4,950	
Cold Storage Expansion Project			61,250	61,250	
Establishment of Corn Grain Center including its Facilities (Phase II)		10,000	193,613	203,613	
Construction of AAA Slaughterhouse		450,000		450,000	

Province	Rice Area (Ha)			Farmers (No.)
	Irrigated	Rainfed	Upland	Total
Albay	21,677.98	9,405.44	1,019.00	37,858
Camarines Norte	8,120.31	4,494.68	433.15	14,663
Camarines Sur	60,095.82	19,775.75	2,079.04	72,963
Catanduanes	2,457.18	2,478.56	35.15	7,188
Masbate	5,723.71	20,026.51	4,230.99	23,102
Sorsogon	12,607.25	5,110.24	33.00	16,792
BICOL	110,682.25	61,291.17	7,830.33	172,566

RICE SUFFICIENCY (%)

REGION/ PROVINCE	2020	2021	2022	2023	2024
BICOL	108.05	113.64	112.07	109.84	101.24
ALBAY	83.7	88.03	88.7	91.26	79.85
CNORTE	93.43	101.5	95.72	94.47	74.78
CSUR	152.6	162.02	157.66	152.39	148.65
CAT	57.09	49.68	52.88	37.66	44.62
MAS	75.77	76.84	78.21	80.26	70.71
SOR	93.12	97.98	98.4	94.35	81.95

Source: DA-RFO 5 Rice Program

CY 2024-2025 (3rd Quarter) VOLUME OF PALAY PRODUCTION AND AREA HARVESTED

Province	PRODUCTION (MT)		AREA HARVESTED (HA)		YIELD/HA (mt)
	2024	2025 (3 rd Quarter)	2024	2025 (3 rd Quarter)	2025 (3 rd Quarter)
RICE					
ALBAY	204,046.20	43,964.10	53,471.00	10,795.00	4.07
CAMARINES NORTE	85,901.66	19,202.80	20,366.71	4,302.69	4.46
CAMARINES SUR	628,082.00	125,011.00	174,796.00	34,075.00	3.67
CATANDUANES	20,904.52	4,721.89	6,394.36	1,307.22	3.61
MASBATE	136,873.72	4,806.00	48,185.00	1,607.00	2.99
SORSOGON	126,271.24	8,232.12	30,593.16	2,213.00	3.72
REGION 5	1,202,079.34	205,937.91	333,806.23	54,299.91	3.75

Source: Philippine Statistics Authority (PSA)

PROVINCE	STATUS as of October 2025			Service Area (ha)
	On going Construction	For Implementation	For Procurement	
Albay			1	96
Camarines Norte				40
Camarines Sur	1	1		204
Masbate		1		45
Sorsogon				52
Total		2	1	437

PROVINCE	STATUS as of October 2025			Service Area (ha)
	On going Construction	For Implementation	For Procurement	
Albay				
Camarines Norte				32
Camarines Sur			1	32
Masbate				
Sorsogon				
Total			2	64

Source: DA-RFO5 RAED

Rice Processing Center Status Report as of October 30, 2025

Province	STATUS										GRAND TOTAL
	RPC 1					RPC 2					
	Never Operated	Not Yet Operational	Previously Operational	Intermittent Operation	For Testing	Operational	TOTAL	Operational	TOTAL		
Albay					2	2			1	1	3
Camarines Norte					1	1			1	1	2
Camarines Sur			2	1	1	24	2		2	2	26
Masbate					1	1			0	0	1
Sorsogon	1	1			3	5			0	0	5
TOTAL	1	1	2	1	1	33	4	4	4	4	37

Source: DA-RFO5 RAED

CORN SUFFICIENCY 2025

Province	Livestock and Poultry Population PSA, October 2023	No. of Heads PSA, October 2023	Daily Consumption	Annual Consumption	Yellow Corn Requirement, 50% (mt)	Sufficiency Level, %
			(kg)	(mt)		
BICOL REGION	Swine	716,764.00	1	261,618.86	130,809.43	94.63
	Broiler	1,498,461.00	0.2	109,387.65	54,693.83	
	Layer	966,923.00	0.2	70,585.38	35,292.69	
	TOTAL				220,795.95	
Albay	Swine	93,174.00	1	34,008.51	17,004.26	120.10
	Broiler	469,798.00	0.2	34,295.25	17,147.63	
	Layer	105,658.00	0.2	7,713.03	3,856.52	
	SUBTOTAL				38,008.40	
Camarines Norte	Swine	127,698.00	1	46,609.77	23,304.89	3.30
	Broiler	158,003.00	0.2	11,534.22	5,767.11	
	Layer	11,460.00	0.2	836.58	418.29	
	SUBTOTAL				29,490.28	
Camarines Sur	Swine	313,230.00	1	114,328.95	57,164.48	155.18
	Broiler	528,409.00	0.2	38,573.86	19,286.93	
	Layer	729,349.00	0.2	53,242.48	26,621.24	
	SUBTOTAL				103,072.64	
Catanduanes	Swine	2,044.00	1	746.06	373.03	0.00
	Broiler	2,593.00	0.2	189.29	94.64	
	Layer	8,995.00	0.2	656.64	328.32	
	SUBTOTAL				795.99	
Masbate	Swine	91,093.00	1	33,248.95	16,624.47	13.18
	Broiler	2,446.00	0.2	178.56	89.28	
	Layer	2,268.00	0.2	165.56	82.78	
	SUBTOTAL				16,796.53	
Sorsogon	Swine	89,525.00	1	32,676.63	16,338.31	0.48
	Broiler	337,212.00	0.2	24,616.48	12,308.24	
	Layer	109,913.00	0.2	8,023.65	4,011.82	
	SUBTOTAL				32,658.38	

Source: DA-RFO 5 Corn Program

CY 2024-2025 (3rd Quarter)
VOLUME OF CORN PRODUCTION AND AREA HARVESTED
BICOL REGION

Province	PRODUCTION (MT)		AREA HARVESTED (HA)		YIELD/HA (mt)
	2024	2025 (3rd Quarter)	2024	2025 (3rd Quarter)	2025 (3rd Quarter)
CORN					
ALBAY	38,706.80	6,664.34	13,820.00	2,886.00	2.31
CAMARINES NORTE	2,213.71	670.29	1,042.45	269.32	2.49
CAMARINES SUR	169,869.00	54,885.00	46,017.00	13,645.00	4.02
CATANDUANES	8.29	3.52	17.28	5.46	0.64
MASBATE	38,882.00	7,327.00	35,324.00	4,734.00	1.55
SORSOGON	400.22	76.87	183.00	44.00	1.75
REGION 5	250,080.02	62,980.00	96,403.73	28,209.12	3.23

Source: Philippine Statistics Authority (PSA)

CORN CLUSTER

as of October 2025

PROVINCE	CORN CLUSTER	
	No.	Area (Ha.)
ALBAY	9	1,755.32
CAMARINES NORTE	4	852.32
CAMARINES SUR	32	6,530.24
MASBATE	16	6,815.57
BICOL	61	15,953.45

Source: DA-RFO 5 Corn Program

CY 2024 vs 2025 (1st Semester) PRODUCTION PERFORMANCE OF SELECTED HIGH VALUE CROPS

CROPS	Production (MT)		Area Harvested (ha)	
	2024	2025 (1 st Semester)	2024	2025 (1 st Semester)
Ampalaya	2,443.48	1,512.79	477.21	
Sweet Potato/Camote	60,076.25	28,157.97	10,534.83	
Cassava	40,193.31	19,539.41	15,290.80	
Squash	18,315.40	11,927.10	992.44	
Taro/Gabi	3,056.86	2,078.87	1,143.78	
Eggplant	6,530.96	4,107.14	1,275.95	
Mango	1,355.59	579.63	2,532.03	
Mungbean/Mongo	104.41	55.36	154.51	
Lady's Finger/Okra	1,453.58	853.34	171.64	
Pili (dried w/ shell)	4,346.20	1,301.59	1,484.30	
Pineapple	146,194.39	94,873.43	3,207.72	
Cacao (dried beans w/ pulp)	166.71	135.92	361.33	

Source: Philippine Statistics Authority (PSA) (No data for 3rd Quarter)(No data for Area Harvested)



PILI SITUATIONER

Volume of Production of Pili (MT)

Location	2016	2017	2018	2019
Philippines	7,290.88	7,427.41	7,648.9	7,158.20
Bicol	6,283.05	6,438.94	6,679.37	6,224.26
Albay	1,854.78	1,882.25	2,028.20	2,076.45
Camarines Norte	49.83	57.92	55.03	61.15
Camarines Sur	386.04	358.14	385.66	388.26
Catanduanes	11.86	10.48	10.11	10.16
Masbate	1.93	1.86	1.78	1.72
Sorsogon	3,978.61	4,128.29	4,198.59	3,686.52

PILI SITUATIONER

Area Harvested (Hectares)

Location	2016	2017	2018	2019
Philippines	2,281.35	2,283.24	2,261.96	2,164.11
Bicol	1,907.97	1,928.21	1,928.71	1,931.71
Albay	345.00	345.00	345.00	350.00
Camarines Norte	68.00	82.21	82.21	82.21
Camarines Sur	112.00	112.00	112.50	112.50
Catanduanes	11.00	11.00	11.00	12.00
Masbate	1.97	5.00	5.00	5.00
Sorsogon	1,370.00	1,373.00	1,373.00	1,370.00

Source: Philippine Statistics Authority

PILI SITUATIONER

Location	Distributed	Area
Bicol	583,460	5,834
Albay	188,801	1,888.01
Camarines Norte	75,617	756.17
Camarines Sur	28,033	280.33
Catanduanes	9,248	92.48
Masbate	2,025	20.25
Sorsogon	279,736	2,797.36

Source: DA S HRCOP

CHALLENGES

Table 1. PILI NUT: Supply Utilization Accounts, Philippines, 2017-2019

Year	SUPPLY			UTILIZATION			
	Production	Imports	Gross Supply	Exports	Stocks	Feeds & Waste	Processing
2017	7,427	27	7,291	124	9	37	18
2018	7,648	9	7,458	76	9	38	19
2019	7,158	9	7,648	18	9	26	19
Average	7,412	9	7,468	70	9	37	19
Growth Rate (in percent)							
17-18	3.98	2.29	-43.28	-6.93	3.36	3.36	
18-19	-6.42	3.80	-17.73	-6.93	-6.78	-6.78	
Average	-1.72	2.42	-48.81	-2.83	-1.19	-1.19	

Supply Utilization Accounts of Selected Agricultural Commodities

CHALLENGES

Table 1. PILI NUT: Supply Utilization Accounts, Philippines, 2017-2019

Year	SUPPLY			UTILIZATION				Net Food Disposable	
	Production	Imports	Gross Supply	Exports	Stocks	Feeds & Waste	Processing	Total	Per Capita (kg/Year)
2017	7,427	27	7,291	124	9	37	18	7,207	3.07
2018	7,648	9	7,458	76	9	38	19	7,373	3.07
2019	7,158	9	7,648	18	9	36	18	7,608	3.07
Average	7,412	9	7,468	70	9	37	18	7,207	3.07
Growth Rate (in percent)									
17-18	3.98	2.29	-43.28	-6.93	3.36	3.36	3.36	1.81	1.81
18-19	-6.42	3.80	-17.73	-6.93	-6.78	-6.78	-6.78	-7.16	-7.16
Average	-1.72	2.42	-48.81	-2.83	-1.19	-1.19	-1.19	-2.84	-2.84

	DA-RFOS REGIONAL PILI INDUSTRY ROADMAP	SORSOGON CITY - LGU SORSOGON CITY STRATEGY ROADMAP	PCAARRD R&D PILI ROADMAP	COMMONALITIES
TIMEFRAME	2019-2023	2019-2023	2019-2023	2019-2023
Roadmap Description	The regional pili industry roadmap contains the strategies as a regional endeavor geared towards developing, strengthening, and sustaining the pili industry in the Bicol Region.	The roadmap shows the strategies that the city needs to execute to attain its focus of becoming the home of High-Value Pili (Pili pulp oil and Elami Oil) and Abaca products.	PCAARRD provided the R&D Pili Road Map through the industry strategic science and technology program (ISP) approach to establish and strengthen pili industry's significant competitive advantage in the international market.	Pili is the priority commodity.

COMMISSION IMPLEMENTING REGULATION (EU) 2023/267 of 8 February 2023 authorising the placing on the market of dried nuts of *Canarium ovatum* Engl. as a traditional food from a third country and amending Implementing Regulation (EU) 2017/2470 (Text with EEA relevance)

THE EUROPEAN COMMISSION,

Having regard to the Treaty on the Functioning of the European Union,

Having regard to Regulation (EU) 2015/2283 of the European Parliament and of the Council of 23 November 2015 on novel foods, amending Regulation (EU) No 1169/2011 of the European Parliament and of the Council and repealing Regulation (EC) No 258/97 of the European Parliament and of the Council and Commission Regulation (EC) No 1832/2001 (¹), and in particular Article 15(4) thereof,

Whereas:

- Regulation (EU) 2015/2283 provides that only novel foods authorised and included in the Union list of novel foods may be placed on the market within the Union. On the basis of the definition set out in Article 3(2), point (c), of that Regulation, traditional food from a third country is considered a novel food.
- Pursuant to Article 8 of Regulation (EU) 2015/2283, Commission Implementing Regulation (EU) 2017/2470 (²) has established a Union list of novel foods.
- On 28 March 2019, the company DOMENICODELUCIA SPA (the applicant) submitted a notification to the Commission of their intention to place nuts of *Canarium ovatum* Engl. on the Union market as a traditional food from a third country in accordance with Article 14 of Regulation (EU) 2015/2283. The applicant requested for dried nuts of *Canarium ovatum* Engl. to be consumed as such by the general population.
- The notification complies with the requirements laid down in Article 14 of Regulation (EU) 2015/2283. In particular, the data presented by the applicant demonstrate that dried nuts of *Canarium ovatum* Engl. have a history of safe food use in the Philippines.
- Pursuant to Article 15(1) of Regulation (EU) 2015/2283, on 13 December 2021, the Commission forwarded the valid notification to the Member States and to the European Food Safety Authority (the Authority).
- No duly reasoned safety objections to the placing on the market within the Union of the food concerned were submitted to the Commission by the Member States or the Authority within the period set in Article 15(2) of Regulation (EU) 2015/2283.

(¹) OJ L 327, 11.12.2015, p. 1.

(²) Commission Implementing Regulation (EU) 2017/2470 of 20 December 2017 establishing the Union list of novel foods in accordance with Regulation (EU) 2015/2283 of the European Parliament and of the Council on novel foods (OJ L 351, 30.12.2017, p. 72).

- On 13 May 2022, the Authority published its Technical Report on the notification of nuts of *Canarium ovatum* Engl. as a traditional food from a third country (³). In that report, the Authority concluded that the available data on the composition and the history of the requested use of nuts of *Canarium ovatum* Engl. do not raise safety concerns.
- The Commission should therefore authorise the placing on the market within the Union of dried nuts of *Canarium ovatum* Engl. as a traditional food from a third country and update the Union list of novel foods accordingly.
- In its report, the Authority also noted on the basis of limited published evidence on food allergy related to nuts of *Canarium ovatum* Engl. that allergic reactions may be expected after the consumption of nuts of *Canarium ovatum* Engl. In particular, studies showed an *in vitro* cross-reactivity of nuts of *Canarium ovatum* Engl. to cashew and walnut. It is important that information on the presence of foods that may cause allergic reactions is given in a clear manner to enable consumers to make informed choices which are safe for them. Therefore, it is appropriate that nuts of *Canarium ovatum* Engl. made available to the consumers are appropriately labelled following the requirements of Article 9 of Regulation (EU) 2015/2283.
- Dried nuts of *Canarium ovatum* Engl. should be included as a traditional food from a third country in the Union list of novel foods set out in Implementing Regulation (EU) 2017/2470. The Annex to Implementing Regulation (EU) 2017/2470 should therefore be amended accordingly.

HAS ADOPTED THIS REGULATION:

Article 1

- Dried nuts of *Canarium ovatum* Engl. are authorised to be placed on the market within the Union.

Dried nuts of *Canarium ovatum* Engl. shall be included as a traditional food from a third country in the Union list of novel foods set out in Implementing Regulation (EU) 2017/2470.

- The Annex to Implementing Regulation (EU) 2017/2470 is amended in accordance with the Annex to this Regulation.

Article 2

This Regulation shall enter into force on the twentieth day following that of its publication in the *Official Journal of the European Union*.

This Regulation shall be binding in its entirety and directly applicable in all Member States.

Done at Brussels, 8 February 2023.

For the Commission
The President
Ursula VON DER LEYEN

Livestock and Poultry 2024-2025

Animal Type	Province	Inventory (No. of Heads)		Volume of Production (MT)	
		2024	2025 (2 nd Quarter)	2024	2025 (2 nd Quarter)
Carabao	Region V (Bicol Region)	1,290,874.00	328,336	7,829.08	1,930.11
	Albay	369,133.00	92,147	779.08	149.75
	Camarines Norte	174,719.00	44,133	1,222.96	651.75
	Camarines Sur	380,743.00	100,378	1,155.57	205.45
	Catanduanes	16,847.00	4,023	387.51	35.91
	Masbate	207,878.00	51,493	3,441.71	629.89
	Sorsogon	141,554.00	36,162	842.25	257.36
Cattle	Region V (Bicol Region)	304,993.00	94,699	15,789.82	5,531.21
	Albay	30,713.00	8,085	545.27	39.60
	Camarines Norte	15,688.00	3,888	647.55	257.10
	Camarines Sur	64,150.00	13,397	3,423.99	498.96
	Catanduanes	3,817.00	572	221.00	96.75
	Masbate	137,728.00	54,657	9,129.26	3,957.10
	Sorsogon	52,897.00	14,100	1,822.75	681.70
Hog	Region V (Bicol Region)	2,568,785.00	640,380	99,378.63	18,786.52
	Albay	365,320.00	78,782	17,587.30	3,600.58
	Camarines Norte	466,314.00	102,813	17,415.88	2,725.20
	Camarines Sur	1,234,196.00	337,361	32,550.30	6,940.11
	Catanduanes	26,089.00	7,003	2,001.57	316.21
	Masbate	217,855.00	43,735	14,109.51	1,195.90
	Sorsogon	259,011.00	70,686	15,714.07	4,008.52
Goat	Region V (Bicol Region)	579,645.00	139,131	2,458.53	466.99
	Albay	218,796.00	50,503	148.86	29.85
	Camarines Norte	38,624.00	10,214	188.48	88.69
	Camarines Sur	140,662.00	32,938	1,084.45	92.04
	Catanduanes	5,167.00	1,462	30.19	1.40
	Masbate	156,207.00	38,906	943.60	240.08
	Sorsogon	20,189.00	5,108	62.95	14.94

Source: Philippine Statistics Authority (PSA) (No data for 3rd Quarter)

Animal Type	Province	Inventory (No. of Heads)		Volume of Production (MT)	
		2024	2025 (2 nd Quarter)	2024	2025 (2 nd Quarter)
Chicken	Region V (Bicol Region)	68,872,270.00	8,885,456	60,294.50	15,204.76
	Albay	36,652,383.00	2,703,263	11,232.34	2,675.84
	Camarines Norte	10,305,567.00	787,166	3,828.23	635.28
	Camarines Sur	2,715,948.00	3,571,267	39,219.96	10,107.23
	Catanduanes	15,364,808.00	91,105	704.90	218.05
	Masbate	502,149.00	682,874	1,155.99	288.69
	Sorsogon	3,331,415.00	1,049,781	4,153.08	1,279.65
Duck	Region V (Bicol Region)	4,432,496.00	1,024,914	862.55	333.96
	Albay	1,372,569.00	334,019	42.87	10.39
	Camarines Norte	72,895.00	18,562	49.66	22.06
	Camarines Sur	2,179,923.00	513,916	626.51	273.55
	Catanduanes	29,898.00	10,182	5.77	2.51
	Masbate	38,071.00	17,330	40.47	21.06
	Sorsogon	530,289.00	130,905	97.27	4.36

Source: Philippine Statistics Authority (PSA) (No data for 3rd Quarter)

Philippine Small Ruminant Road Map

FGASPAPI Classification

Level	Enterprise Classification
< 25 Doe	Small
> 25 or <100 Doe	Medium
>100 Doe	Large
>= 21 Adult, 0 Young Animals	Commercial
>= 41 young animals	Commercial
>= 10 Adult 22 Young Animals	Commercial

3rd PARTY ORGANIC CERTIFIED FARMS

as of October 30, 2025

Province	No. of Farms	Area (ha)
Albay	1	7.5
Camarines Sur	1	0.07
Camarines Norte	1	1.30
Catanduanes	1	1.129

PGS CERTIFIED ORGANIC

as of October 30, 2025

Province	No. of Farms	Farm Size (in sqm)
Camarines Sur	5	35,897
Camarines Norte	5	21,769

Source: DA-RFO5 AMAD

PhilGAP CERTIFICATION

as of October 30, 2025

Province	STATUS		TOTAL	For Compliance	For re-inspection
	For Renewal (2025)	Active			
Albay	11	23	34		
Camarines Norte	6	38	44	8	10
Camarines Sur	20	15	35	1	
Masbate	3		3		
Sorsogon	1		1		
Total	41	76	117	9	10

Source: DA-RFO 5 Regulatory Division

SUMMARY OF FARM-TO-MARKET ROAD GAA 2025

Province	No. of Projects	Length (km)	Amount ('000)
Albay	30	61.33	920,000.00
Camarines Norte	18	45.83	687,500.00
Camarines Sur	18	27.33	410,000.00
Catanduanes	6	6.56	98,362.00
Masbate	7	7.50	112,500.00
Sorsogon	23	25.40	381,000.00
TOTAL	102	173.96	2,609,362.00

Source: DA-RFO 5 RAED

ACCREDITED CSO's

as of June 2025

Province	Year				Grand Total
	2022	2023	2024	2025	
Albay		7	6	1	14
Camarines Norte	1	10	13	5	29
Camarines Sur	10	46	44	27	127
Catanduanes	2	3	2		7
Masbate	2	1	6	1	10
Sorsogon	1	5	4	5	15
Grand Total	16	72	75	39	202

Source: DA-RFO 5 PMED

AMIA Villages Established <i>as of October 2025</i>					
Province	Municipality	Barangay	Year Established	Enterprise Established	Beneficiaries
Albay	Pioduran	Marigondon	2021	-Mobile Rice Mill Custom Servicing/Rental -Custom machine tolling (tractor and thresher) -Gourmet Tuyo processing -Rhode Island Red (Egg Production)	Asenso Marigondon Irrigators Association
Albay	Tiwi	Joroan	2021	-Abaca Production -Lettuce Production -Meat Production/Processing -Agri-Store (Sari-Sari Store) -Multi-Crop Processing Center -Catering Services	Joroan Farmers Association
Camarines Norte	Capalonga	Alayao	2021	-Swine Production /INSPIRE Project -Bangus Production -Rhode Island Red (Chicken egg production)	Cabibirok-Alayao Farmers Association
Camarines Norte	Paracale	Labnig	2021	-Duck egg processing -Custom machine tolling (tractor and thresher/sheller) -Chicken egg production -Multi-Crop Processing Center (On-going construction)	PCN-Labnig Farmers Association
Camarines Sur	Pamplona	Cagbunga	2017	-Tilapia Production -Custom machine tolling (tractor, combine harvester and thresher) -Mobile Rice Mill Custom Servicing -Rice Trading -Agri-store	CVT Agri Resilient Farmers Association Incorporated
Camarines Sur	Pamplona	Tampadong	2018	-HVC production	Tampadong Agrarian Reform Beneficiaries Association
Camarines Sur	Pamplona	Veneracion	2018	-HVC Production -Vegetable processing (individual farmer)	VEVUFAl Veneracion Urban Farmers Association, Inc.
Catanduanes	Gigmoto	Biong	2018	-Duck egg production -Chicken egg production (to be established under BP2)	Biong Masinop Farmers Association
Catanduanes	Viga	Peñafrancia	2018	-HVC Production -Vegetable processing (individual farmer)	Barangay Asuncion Purok 1 Farmers Association
Masbate	Mandaon	Alas	2018	-Multi-Crop Processing Center (On-going construction) -Swine Production -Duck egg production -HVC Production	Alas Farmers Agriculture Cooperative
Masbate	Uson	Quezon	2018	-Duck egg production -Swine Production -HVC Production	Amigo Masagana Farmers Association
Masbate	Uson	San Mateo	2018	-Duck egg production (to be established) -Mango Production	San Mateo Farmers Association
Sorsogon	Castilla	Dinapa	2021	-Multi-Crop Processing Center (For Inauguration) -Custom machine tolling (tractor and thresher) -Chicken egg production -HVC Production	Dinapa Farmers Association
Sorsogon	Prieto Diaz	San Isidro	2021	-Custom machine tolling (tractor and thresher) -Pili Processing -Multi-Crop Processing Center (Soon to Rise)	San Isidro Farmers Association
Sorsogon	Bulan	Sabang	2024	-HVC Production -Vegetable processing (individual farmer)	Sabang Fisherfolks Association
Sorsogon	Bulan	LP Laurel	2024	-HVC Production -Vegetable processing (individual farmer)	JP Laurel Farmers Association

AMIA Villages <i>as of October 2025</i>					
Province	Year				TOTAL
	2017	2018	2021	2024	
Albay			2		2
Camarines Sur	1	2			3
Camarines Norte			2		2
Cataduanes		2			2
Masbate		3			3
Sorsogon			2	2	4
TOTAL	1	7	6	2	16

Source: DA-RFO 5 AMIA

PHILIPPINE RURAL DEVELOPMENT PROJECT (PRDP)

As of October 2025

IPLAN Component		
VCA Status		
15 VCAs with NOL	Ongoing updating VCAs	Ongoing new VCAs
Cocogonets	Pili	Cacao
Sweet Potato	Sweet Potato	Naturally Grown and Organic Rice
Pili	Taro	Mango
Abaca (Updated 2023)		Milkfish
Pineapple (Updated 2023)		Rice
Seaweeds		Corn
Cassava		
Cocosap Sugar		
Mangrove Crab		
Coconut Charcoal		
Live Goat (Updated 2023)		
Native Chicken		
Taro Leaves		
Smoked Fish		
Dairy Cattle		

PCIP Status		
Province	Commodities with CIP approved by PDC	Status
Albay	Cocogonets, Sweet Potato, Pili, Abaca, Swine, Native Chicken, Dairy Cattle	Ongoing updating of Swine PCIP
Camarines Norte	Cocogonets, Pineapple, Seaweeds, Swine, Native Chicken, Smoked Fish, Abaca	Ongoing updating of Swine PCIP
Camarines Sur	Cassava, Coco sap sugar, Swine, Native Chicken, Abaca, Pili, Taro, Dairy Cattle	Ongoing updating of Swine PCIP
Catanduanes	Abaca, Mangrove Crablets, Swine, Native Chicken, Dairy Cattle	Ongoing updating of Swine PCIP and inclusion of Tuna PCIP
Masbate	Coco Charcoal, Live Goat, Swine, Biodiversity Commodities, Native Chicken, Dairy Cattle, Seaweeds	Ongoing updating of Swine PCIP
Naga City	Pili, Swine, Dairy Cattle	Ongoing updating of Swine PCIP
Sorsogon	Pili, Seaweeds, Abaca, Swine, Biodiversity Commodities, Native Chicken, Dairy Cattle	Ongoing updating of Swine PCIP

IREAP Component				
Summary by Province : Approved Enterprise Subprojects				
Province	No. of Project	Subproject Cost (₱) (LP+GOP+LGU+PG)	Obligated (₱) (LP+GOP)	Disbursement (₱) (LP+GOP)
Albay	4	21,328,313.67	17,062,650.93	17,062,650.77
Camarines Norte	2	19,222,470.06	15,377,976.05	15,377,976.05
Camarines Sur	4	33,009,875.00	28,569,840.00	22,959,727.25
Catanduanes	5	32,794,043.84	29,219,805.07	21,834,711.75
Masbate	3	26,034,974.35	20,827,979.48	20,827,979.48
Sorsogon	16	41,185,288.43	32,948,230.74	26,663,916.08
Grand Total	34	173,574,965.35	144,006,482.27	124,726,961.38

Summary by Stage : Approved Enterprise Subprojects				
Province	No. of Project	SubprojectCost(₱) (LP+GOP+LGU+PG)	Obligated(₱) (LP+GOP)	Disbursement(₱) (LP+GOP)
Completed (100%)	31	145,022,495.35	116,017,996.27	111,990,157.45
Fifty percent and above progress	3	28,552,470.00	27,988,486.00	12,736,803.93
Grand Total	34	173,574,965.35	144,006,482.27	124,726,961.38

Summary by Province : Pipelined Subprojects		
Province	No. of Project	Subproject Cost (₱) (LP+GOP+LGU+PG)
Albay	5	206,600,722.86
Camarines Norte	6	260,544,421.12
Camarines Sur	10	415,051,073.93
Catanduanes	4	502,410,597.42
Masbate	16	3,182,325,012.00
Sorsogon	5	250,829,000.00
Grand Total	46	4,817,760,827.33

PHILIPPINE RURAL DEVELOPMENT PROJECT (PRDP)

Completed Subprojects : Enterprise Subprojects		
Province	No. of Project	Subproject Cost (₱) (LP+GOP+LGU+PG)
Albay	4	21,328,313.67
Camarines Norte	2	19,222,470.06
Camarines Sur	3	22,200,175.00
Catanduanes	4	17,871,193.84
Masbate	3	26,034,974.35
Sorsogon	15	38,365,368.43
Grand Total	31	145,022,495.35

GEF-Marine ProtectedAreas				
Municipality	Marine ProtectedAreas(MPA)			
	Physical Accomplishment(%)	Obligation	Disbursement	DisbursementRate
Bulan, Sorsogon		2,540,880.00	2,540,880.00	100
Magallanes, Sorsogon		2,666,960.00	2,666,960.00	100
Matnog, Sorsogon		3,467,920.00	3,467,920.00	100
Pilar, Sorsogon		3,802,320.00	3,802,320.00	100
SanFernando, Masbate		3,156,080.00	3,156,080.00	100
Total		15,634,160.00	15,634,160.00	100

GEF-MicroEnterprise Subprojects				
Municipality	MicroEnterprises(MEs)			
	Physical Accomplishment(%)	Obligation	Disbursement	DisbursementRate
Magallanes, Sorsogon	100	1,719,222.40	1,719,222.40	100
Matnog, Sorsogon	100	1,333,760.00	1,333,760.00	100
Pilar, Sorsogon	100	959,200.00	964,200.00	100.52
Bulan, Sorsogon	81.85	2,255,936.00	2,250,936.00	99.78
Total	95.46	6,268,118.40	6,268,118.40	100

IBUILDComponent				
Summary by Province : Approved Subprojects				
Province	No. of Project	Subproject Cost (₱) (LP+GOP+LGU+PG)	Obligated (₱) (LP+GOP)	Disbursement (₱) (LP+GOP)
Albay	8	1,094,587,699.02	940,809,212.22	722,841,305.40
Camarines Norte	6	330,617,542.49	270,371,439.57	270,371,439.59
Camarines Sur	10	562,570,839.93	406,829,986.06	343,567,890.26
Catanduanes	4	353,913,108.83	317,973,632.91	284,202,271.13
Masbate	20	4,151,412,863.38	3,620,468,426.62	2,928,544,345.81
Sorsogon	2	61,179,087.08	53,082,217.18	9,619,711.45
Grand Total	50	6,554,281,140.73	5,609,534,914.56	4,559,146,963.64

Sources of the tables above: <http://prdp-mis.da.gov.ph>

CAMARINES NORTE		
LOCATION	ELECTED OFFICAL	INCOME CLASS
GOVERNOR (ACTING)	HON. JOSEPH V. ASCUTIA	
VICE-GOVERNOR (ACTING)	HON. DENNIS L. RIEL	
1ST DISTRICT	HON. JOSEFINA "JOSIE" B. TALLADO	
CAPALONGA	HON. LUZ ENCANTO RICASIO	3rd
JOSE PANGANIBAN	HON. ARIEL M. NON	2nd
LABO	HON. SEVERINO H. FRANCISCO JR., MABE	1st
PARACALE	HON. ROMEO Y. MORENO	3rd
STA. ELENA	HON. BERNARDINA E. BORJA	3rd
2ND DISTRICT	HON. ROSEMARIE C. PANOTES	
BASUD	HON. SHUNN FREDERICK S. DAVOCO	3rd
DAET	HON. ROSSANO C. VALENCIA	1st
MERCEDES	HON. ALEXANDER L. PAJARILLO	2nd
SAN LORENZO RUIZ	HON. SHIELA A. DELOS SANTOS	5th
SAN VICENTE	HON. MARIANO E. PALMA	5th
TALISAY	HON. DONOVAN A. MANCENIDO	4th
VINZONS	HON. AGNES DIEZMO ANG	3rd

CAMARINES SUR		
LOCATION	ELECTED OFFICAL	INCOME CLASS
GOVERNOR	LUIS RAYMUND F. VILLAFUERTE JR.	
VICE-GOVERNOR	SALVIO PATRICK EDMUND F. FORTUNO JR.	
1ST DISTRICT	HON. TSUYOSHI ANTHONY "HORI" G. HORIBATA	
CABUSAO	HON. JOSE GIL A. AGUILAR JR.	5th
DEL GALLEGO	HON. MELANIE ABARIENTOS-GARCIA	4th
LUPI	HON. CHRISTOPHER V. JACINTO	3rd
RAGAY	HON. BENCHIE G. HORIBATA	1st
SIPOCOT	HON. TOMAS A. BOCAGO	1st
2ND DISTRICT	HON. VINCENZO RENATO LUIGI R. VILLAFUERTE	
GAINZA	HON. GLENN ROMEO M. GONTANG	5th
LIBMANAN	HON. EDELSON M. MARFIL	1st
MILAOR	HON. RUBILYN EUSTE-DE DIOS	4th
MINALABAC	HON. HON. JAMES COLIN D. LIZARDO	3rd
PAMPLONA	HON. MANUEL O. AGUSTIN	4th
PASACAO	HON. NIÑO A. TAYCO	3rd
SAN FERNANDO	HON. BETTY ANN KRISTINE D. FULGENTES	4th

CAMARINES SUR		
LOCATION	ELECTED OFFICAL	INCOME CLASS
3RD DISTRICT	HON. NELSON S. LEGACION	
BOMBON	HON. JAMES PAUL A. RANIN	5th
CALABANGA	HON. PHILIP B. DUMALASA	1st
CAMALIGAN	HON. DIANO SJ. IBARDALOZA, JR	5th
CANAMAN	HON. NELSON M. LEGASPI	4th
MAGARAO	HON. ATTY. MA. MARUJA A. SEÑAR	4th
NAGA CITY	HON. MARIA LEONOR G. ROBREDO	2nd
OCAMPO	HON. RONALD ALLAN J. GO	3rd
PILI	HON. MARIVIC B. SOLANO	1st
4TH DISTRICT	HON. ARNULF BRYAN "ARNIE" B. FUENTEBELLA	
CARAMOAN	HON. MARILYN SOCORRO H. CO	2nd
GARCHITORENA	HON. NELSON D. BUEZA	4th
GOA	HON. RAQUEL S. LIM	2nd
LAGONoy	HON. DYEGO LUIZ H. PILAPIL	2nd
PRESENTACION	HON. JIMMY V. DELEÑA	4th
SAGÑAY	HON. JOHN VINCENT B. FUENTEBELLA	4th
SAN JOSE	HON. JEROLD B. PEÑA	4th
SIRUMA	HON. CARINA R. POLINGA	4th
TIGAON	HON/ EUGENE ADRIAN B. FUENTEBELLA	3rd
TINAMBAC	HON. EDWARD ALBERT P. PRADES	
5TH DISTRICT	HON. MIGUEL LUIS "MIGZ" R. VILLAFUERTE	
BAAO	HON. JEFFREY S. BESINIO	3rd
BALATAN	HON. DOMINGO T. ABLITER	4th
BATO	HON. ENRIC L. DANCALAN	3rd
BUHI	HON. REY P. LACOSTE	1st
BULA	HON. MANUEL A. IBASCO JR.	2nd
IRIGA CITY	HON. WILFREDO REX C. OLIVA	4th
NABUA	HON. FERNANDO D. SIMBULAN	1st

CATANDUANES		
LOCATION	ELECTED OFFICAL	INCOME CLASS
GOVERNOR	HON. PATRICK T. AZANZA	
VICE-GOVERNOR	HON. ROBERT A. FERNANDEZ	
LONE DISTRICT	HON. EULOGIO "LEO" R. RODRIGUEZ	
BAGAMANOC	HON. VINCENT V. VILLALUNA	5th
BARAS	HON. JOSE PAOLO P. TEVES III	5th
BATO	HON. JUAN T. RODULFO	5th
CARAMORAN	HON. GLENDA V. AGUILAR	3rd
GIGMOTO	HON. VICENTE J. TAYAM, JR.	5th
PANDAN	HON. HONESTO C. TABLIGAN II	4th
PANGANIBAN	HON. CESAR J. ROBLES	5th
SAN ANDRES	HON. ALY T. ROMANO M.D	3rd
SAN MIGUEL	HON. ANTONIO T. TEVES	5th
VIGA	HON. JENNIFER M. TUPLANO	4th
VIRAC	HON. SINFOROSO M. SARMIENTO, JR.	1st


MASBATE		
LOCATION	ELECTED OFFICAL	INCOME CLASS
GOVERNOR	HON. RICHARD T. KHO	
VICE-GOVERNOR	HON. FERNANDO P. TALISIC	
1ST DISTRICT	HON. ANTONIO T. KHO	
BATUAN	HON. MARCO MARTIN M. CAM	5th
CLAVERIA	HON. KAREN M.BALLESTEROS	3rd
MONREAL	HON. GLENDA L. VILLAHERMOSA	4th
SAN FERNANDO	HON. MARIA VIDA E. BRAVO	5th
SAN JACINTO	HON. FRANCISCO P. ALTAREJOS, M.D.	4th
SAN PASCUAL	HON. ZACARINA A. LAZARO	3rd
2ND DISTRICT	HON. ELISA "OLGA" T. KHO	
AROROY	HON. ARVIN R.VIRTUCIO	1st
BALENO	HON. MARITES C. DELA ROSA	4th
BALUD	HON. RODOLFO O. ESTRELLA, JR.	4th
MANDAON	HON. KRISTINE SALVE E. HAO-KHO	3rd
MASBATE CITY	HON. OLGA T. KHO	4th
MILAGROS	HON. NATIVIDAD ISABEL R. MAGBALON	1st
MOBO	HON. RAYMUND OSMUNDO N. SALVACION	4th
3RD DISTRICT	HON. WILTON "TONTON" T. KHO	
CATAINGAN	HON. ALVIN C. ADOPATANTE	2nd
CAWAYAN	HON. EDGAR S. CONDOR	2nd
DIMASALANG	HON. MICHAEL DEMPH DU NAGA	4th
ESPERANZA	HON. JEFFREY JUSTIN T. TALISIC	5th
PALANAS	HON. ROSCELLE A. ERAMIZ	4th
PIO V. CORPUZ	HON. MARK R. ANTONIO	4th
PLACER	HON. EUSEBIO P. DUMORAN JR.	2nd
USON	HON. FELIPE U. SANCHEZ	3rd

SORSOGON		
LOCATION	ELECTED OFFICAL	INCOME CLASS
GOVERNOR	HON. JOSE EDWIN B. HAMOR	
VICE-GOVERNOR	HON. KRUNIMAR ANTONIO D. ESCUDERO II	
1ST DISTRICT	HON. MARIE BERNADETTE "DETTE" G. ESCUDERO	
CASIGURAN	HON. MARIA MINEZ R. HAMOR	4th
CASTILLA	HON. ISAGANI B. MENDOZA	3rd
DONSOL	HON. RALPH WALTER R. LUBIANO	3rd
MAGALLANES	HON. MARIA ELENA RAMONA M. RAGRAGIO	3rd
PILAR	HON. DENNIS A. SY-REYES	1st
SORSOGON CITY	HON. MA. ESTER E. HAMOR	3rd
2ND DISTRICT	HON. MANUEL "WOWO" L. FORTES JR	
BARCELONA	HON. CYNTHIA G. FALCOTELO-FORTES	5th
BULAN	HON. ROMEO A. GORDOLA	1st
BULUSAN	HON. WENNIE RAFALLO-ROMANO	4th
GUBAT	HON. RONNEL U. LIM	2nd
IROSIN	HON. CATALINA GRACE B. HAMOR-YU	2nd
JUBAN	HON. ROGEL "BOTOX" B. FULLEROS	4th
MATNOG	HON. ROBERT L. RODRIGUEZA	3rd
PRIETO DIAZ	HON. ROMEO D. DOMAISAN,PHD	5th
STA. MAGDALENA	HON. MARK JEWERY G. LOZANO	5th

CY 2018-2025 GAA COMPARATIVE BUDGET

Bicol Region
By Program

PROGRAMS/PROJECTS	AMOUNT (Ps '000)							
	2018	2019	2020	2021	2022	2023	2024	2025
GASS-STO-VARIOUS ACTIVITIES	391,006	347,016	212,249	249,762	261,215	276,071	346,916	634,799
BANNER PROGRAM								
RICE	785,511	622,807	586,351	1,121,057	1,108,620	1,995,870	1,719,599	1,812,136
CORN	175,778	92,180	94,287	100,670	101,395	133,706	354,919	281,014
HVCD	176,236	90,251	77,248	105,706	92,188	99,232	102,469	138,549
LIVESTOCK	173,305	71,492	62,400	69,500	360,195	232,739	353,078	324,132
ORGANIC AGRICULTURE	52,616	19,946	21,435	20,416	22,435	41,190	38,496	52,134
HALAL		500	250	250	350	400		2,300
NUPAP						13,932	18,159	24,940
OTHER ACTIVITIES			113,388	139,871	96,523	99,502	166,589	165,567
LOCALLY-FUNDED								
FMR	735,000	810,000	533,500	737,000	374,500	1,171,500	2,812,000	2,609,362
SAAD	91,877	151,272	138,158	178,317	104,494	84,731	113,716	113,716
Kabuhayan at Kaunlaran ng Kababayang Katutubo (4Ks)				6,313	9,485	9,780	13,980	14,881
Updating of the Registry System of Basic Sectors in Agriculture (RSBSA)				31,722	13,588	41,464	9,413	39,245
Mainstreaming in Climate Resilient Agriculture (CRA)		2,780				15,000	33,000	44,999
Establishment of Fruits and Vegetables Processing Facilities in the Province of Camarines Sur						290,000		
Inclusive Agribusiness through Sustainable Agriculture and Fishery Enterprises (SAFE) Innovation Hub for Coconut and other By-Products for the Province of Camarines Sur					230,000			
National Soil Health Program								4,950
Cold Storage Expansion Project								61,250
Establishment of Corn Grain Center including its Facilities (Phase II)								203,613
Construction of AAA Slaughterhouse								450,000
TOTAL	2,581,329	2,208,244	1,839,266	2,760,584	2,774,988	4,505,117	6,082,334	6,977,587

Department of Agriculture Regional Field Office No. 5		 FY 2026 NEP
PROGRAM/ PROJECTS	BUDGET ALLOCATION (in Million Pesos)	
	2026 NEP	
TOTAL	4,627.07	
General Administrative and Support Services (GASS)	116.63	
Support to Operations	385.55	
Information and Communication Technology (ICT) Management Support Services	11.50	
Public information services	1.29	
Development of organizational policies, plans and procedures (DOPP)	29.42	
Operations & Maintenance of Integrated Laboratories	112.57	
Field Programs Monitoring Activities (FPMA)	114.20	
Agriculture and Fishery Engineering Support Activities (AFESA)	28.71	
Disaster Risk Reduction Management support activities	7.50	
Modernization and strengthening of production and research facilities	80.35	
Operations	4,213.75	
RICE PROGRAM	2,679.60	
LIVESTOCK PROGRAM	1,888.08	
CORN PROGRAM	140.63	
HIGH VALUE CROPS DEVELOPMENT PROGRAM	351.25	
ORGANIC AGRICULTURE PROGRAM	139.59	
URBAN AND PERI-URBAN AGRICULTURE PROGRAM	45.37	
HALAL FOOD INDUSTRY DEVELOPMENT PROGRAM	1.38	
OTHER ACTIVITIES	19.85	
Locally Funded Projects	3,439.67	
Repair/Rehabilitation, And Construction of Farm-To-Market Roads in the Designated Key Production Areas	1,220.50	
Kabuhayan at Kaunlaran ng Kababayang Katutubo (4K)	17.56	
Special Area for Agricultural Development (SAAD) Program	113.72	
Mainstreaming Climate Resilient in Agriculture - CRA	55.00	
Updating of the Registry System for Basic Sectors in Agriculture (Tier II)	17.47	
National Soil Health Program	11.20	
Digital Agriculture Project	9.84	

FARM AND FISHERIES CLUSTERING AND CONSOLIDATION (F2C2) PROGRAM
RICE PROGRAM
VALIDATED CLUSTER PROFILE
REGION 5

	Cluster Name	LOCATION				Formulation of Cluster Development Plan
		Province	District	Municipality	Barangay	
	ALBAY					
1	FFS Palay Check Palayamanan Farmers Association	Albay	3rd	Polangui	Balangibang	Ongoing
2	Hibiga RIS(WMPA) Irrigators Association, Inc.	Albay	3rd	Polangui	Balinad	Ongoing
3	Maporong Farmers Association, Inc.	Albay	3rd	Oas	Maporong	Ongoing
4	Gahonon Modified Rapid Composting Technology Farmers Association Incorporated	Camarines Norte	2nd	Daet	Gahonon	Ongoing
5	Lirag Agrarian Reform Farmers Beneficiaries Cooperative (LARFBCO)	Camarines Sur	5th	Bula	San Isidro	Completed
	CAMARINES SUR					
6	San Agustin San Ramon Agrarian Reform Farmers Cooperative (SARFC)	Camarines Sur	5th	Bula	San Ramon	Completed
7	San Antonio Farmers Irrigators Multi-Purpose Cooperative	Camarines Sur	5th	Buhi	San Antonio	Completed
8	Oragon Farmers Agriculture Cooperative	Camarines Sur	2nd	Libmanan	Handong	Ongoing
9	Antipolo Multipurpose Cooperative	Camarines Sur	2nd	Minalabac	Antipolo	Completed
10	Timbang Multipurpose Cooperative	Camarines Sur	2nd	Minalabac	Timbang	Completed
	SORSOGON					
11	Capuy-Basud-Multi-Purpose Cooperative	Sorsogon	1st	Sorsogon City	Capuy, West District	Ongoing
12	John Peter Irrigators Association, Inc.	Sorsogon	2nd	Bulan	San Juan	Ongoing
13	Ariman Tabi Buenavista Irrigators Association (ATABIA), Inc.	Sorsogon	2nd	Gubat	Ariman	Ongoing

FARM AND FISHERIES CLUSTERING AND CONSOLIDATION PROGRAM

REGION 5

LIST OF CLUSTER DEVELOPMENT PLAN SUBMITTED

PROGRAM	NAME OF ASSOCIATION	QUARTER (Submitted)
RICE PROGRAM	1 SAN ANTONIO FARMERS IRRIGATORS MULTI-PURPOSE COOPERATIVE (SAFIMCO)	1st Quarter
	2 MAPORONG FARMERS ASSOCIATION, INC.	2nd Quarter
	3 FARMERS FIELD SCHOOL/PALAY CHECK-PALAYAMAN FARMERS ASSOCIATION	2nd Quarter
	4 HIBIGA RIS (WMPA) IRRIGATORS ASSOCIATIONS, INC. (HRISIA)	3rd Quarter
	5 GAHONON MODIFIED RAPID COMPOSTING TECHNOLOGY FARMERS ASSOCIATION INCORPORATED	3rd Quarter
CORN AND CASSAVA PROGRAM	1 LABO CORN PRODUCERS ASSOCIATION	1st Quarter
	2 UNLAD MAGSASAKA MAIS SAGANA FARMERS ASSOCIATION	1st Quarter
	3 BULUANG CORN GROWERS ASSOCIATION	2nd Quarter
	4 KILOMAON INTEGRATED FARMERS ASSOCIATION	2nd Quarter
	5 MT. ISAROG GRAIN SMALL CORN FARMERS ASSOCIATION	2nd Quarter
	6 SARIPONGPONG GUBAT (SAGLODAB) CORN FARMERS ASSOCIATION	2nd Quarter
	7 TINAWAGAN CORN FARMERS ASSOCIATION	2nd Quarter
	8 SAN RAMON MABUHAY FARMERS ASSOCIATION	2nd Quarter
	9 PIODURAN CORN CLUSTER ASSOCIATION	2nd Quarter
	10 GUINOBATAN CORN CLUSTER ORGANIZATION	2nd Quarter
	11 POLANGUI CORN CLUSTER ASSOCIATION	2nd Quarter
	12 TUBURAN UNITED FARMERS ASSOCIATION	2nd Quarter
	13 BATUAN CORN CLUSTER	2nd Quarter
	14 BATO FARMERS FEDERATION	2nd Quarter
	15 SAN RAFAEL (SAN CRISANTA) AGRICULTURE COOPERATIVE	2nd Quarter
	16 PARTIDO-SAPA AGRICULTURE COOP	3rd Quarter
	17 SAMAHAN NG MAGSASAKA AT MANGINGISDA NG HACIENDA	3rd Quarter
	18 ESPERANZA CORN AND CASSAVA CLUSTER ASSOCIATION	3rd Quarter
LIVESTOCK AND POULTRY PROGRAM	1 BICOL FEDERATION OF DAIRY COOPERATIVE	2nd Quarter
	2 ALBAY SMALL RUMINANT ASSOCIATION	3rd Quarter
TOTAL	34	

Regional Agricultural and Fishery Council (RAFC) Officers

NAME	POSITION	ORGANIZATION REPRESENTED	SENIOR CITIZEN (Y/N)	SEX (M/F)	HOME ADDRESS	EMAIL
Claudia Esmeralda C. Honrado	RAFC Chairperson & Sectoral Committee Chairperson on Cacao	Bicol Cacao Growers Association. Inc.	N	F	Aguinaldo St., Tigaon, Camarines Sur	claudiacordero@yahoo.com
Rebecca S. Purisima	Secretary & Sectoral Committee Chairperson on Gender Equality and Social Inclusion	Vegetable Growers Association of ARB Libod - Tinawagan	N	F	Tinawagan, Tigaon, Camarines Sur	
Annielen L. Panerio	Treasurer & Sectoral Committee Chairperson on Rice and Food Staple	Camsur Multi-Purpose Coopertaive	N	F	Cadlan, Pili, Camarines Sur	pannielen@yahoo.com
Joseph O. Sarmiento	Sectoral Committee Chairperson on Poultry & Livestock	Green Field Agri- Supply	N	M	Matnog, Basud, Camarines Norte	
Imelda R. Belda	Sectoral Committee Chairperson Fisheries and Aquaculture	Tabaco Tuna Fishers Association	N	F	Purok 5, Fatima, Tabacao City,Albay	beldaimelda4@gmail.com
Benedicto A. Palmares	Vice-Chairperson & Sectoral Committee Chairperson on Fruits and Vegetables	Basud Agriculture Cooperative	Y	M	Matnog, Basud, Camarines Norte	palamresbenny@gmail.com
Joeriz P. Olbes	Sub-Sectoral Committee Chairperson on Pili	Philippine Pili Industry League, Inc. (PhilPILI)	N	M	Buenavista, Bacon, Sorsogon City	joerizolbes69@gmail.com
Alfredo Gatongay	Sectoral Committee Chairperson on Corn and Other Feed Crops	Naga City Organic Farmers Association	Y	M	Pacol, Naga City	
Rene A. De Los Reyes	Sectoral Committee Chairperson on Agriculture and Fishery Mechanization	Sto. Domingo integrated Farmers Association	N	M	San Juan, Sto. Domingo, Albay	renedelosreyes235@gmail.com
Anita L. Tasarra	Sectoral Committee Chairperson on Fiber Crops	PLDC	Y	F	San Pedro St, Virac, Catanduanes	anitatarra@gmail.com
Marlon B. Medes	Sectoral Committee Chairperson on Coconut	Confederation of Coconut Farmers Organization of the Philippines (CCFCP), Inc.	N	M	Muladbudad, Guinobatan, Albay	
Neil Anthony L. Aban	Sectoral Committee Chairperson on Climate Change, Environment and Natural Resources (CCENR)	Dennis Integrated Farm	N	M	Tabuc, Mobo, Masbate	neilanthonyaban@gmail.com
Roberto N. Diesta	Sectoral Committee Chairperson on Youth in Agriculture and Fisheries	Diesta Farm	N	M	Muladbudad Grande, Guinobatan, Albay	diestabert06@gmail.com

Provincial Agricultural and Fishery Council (PAFC) Chairpersons

NAME	POSITION	ORGANIZATION REPRESENTED	SENIOR CITIZEN (Y/N)	SEX (M/F)	HOME ADDRESS	EMAIL
Benedicto A. Palmares	PAFC Chairperson, Camarines Norte	Basud Agriculture Cooperative	Y	M	Matnog, Basud, Camarines Norte	palamresbenny@gmail.com
Alfredo Gatongay	ICCAFC Chairperson, Naga	Naga City Organic Farmers Association	Y	M	Pacol, Naga City	
Rene A. De Los Reyes	PAFC Chairperson, Albay	Sto. Domingo integrated Farmers Association	N	M	San Juan, Sto. Domingo, Albay	renedelosreyes235@gmail.com
Anita L. Tasarra	PAFC Chairperson, Catanduanes	Pinoy lingap Damayan Multi-Purpose Cooperative	Y	F	San Pedro St, Virac, Catanduanes	anitatarra@gmail.com
Armando Evangelista	PAFC Chairperson, Camarines Sur		Y	M	Libmanan, Camarines Sur	
Noe B. Ocbian	PAFC Chairperson, Sorsogon	Ocbian Nature Farm	Y	M	Monte Carmelo, Castilla Sorsogon	
Neil Anthony L. Aban	PAFC Chairperson, Masbate	Dennis Integrated Farm	N	M	Tabuc, Mobo, Masbate	neilanthonyaban@gmail.com

African Swine Fever (ASF) Updates

As of October 23, 2025

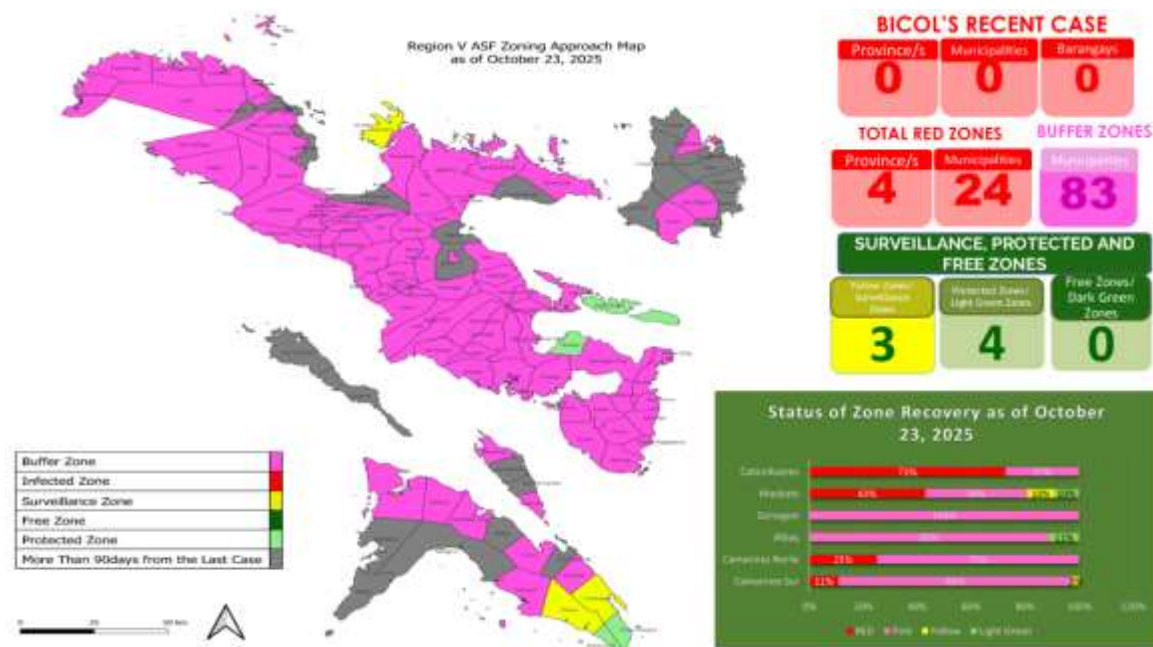
Summary as of October 23, 2025

- Four more additional city/ municipality lifted/ reinstated from RED to PINK ZONE for the month of August 2025 (Lupi; Naga City; and Tigaon, Cam Sur & Virac, Catanduanes), for a total of 61/85 (72%)
- All the other red zones are now over 90 days from the last case, meeting the minimum case-free period for zone upgrade.
- All the infected municipalities in the provinces of Sorsogon and Albay are now declared ASF-Free
- Seven more LGUs in Camarines Sur has been issued with RAS ASF (Bato, Pasacao, Del Gallego, Goa, Iriga, Nabua, and Garchitorena)

ASF VACCINATION STATUS			
NO. OF FARMS	NO. OF DOSES ADMINISTERED	UTILIZATION (%)	TOTAL NO. OF DOSES
43	90,543	56.58%	160,000

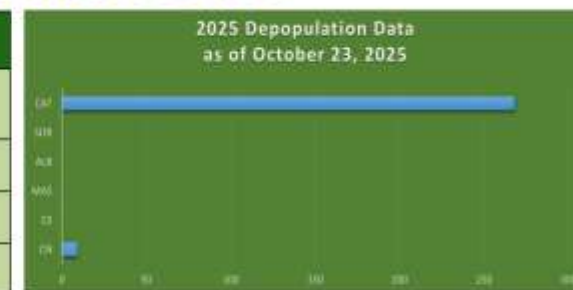
Note: 10,000 doses is part of the emergency procurement while the remaining 150,000 doses are under the regular procurement.

According to the Bureau of Animal Industry's Report for the ASF Vaccination Status (Monitored Release), a total of 90,543 doses were administered across 43 farms in Batangas, Rizal, Laguna, Bulacan, Tarlac, and Pampanga (21 commercial farms, 12 semi-commercial farms, 9 smallhold farms, and 1 government-owned farm).



DEPOPULATION DATA

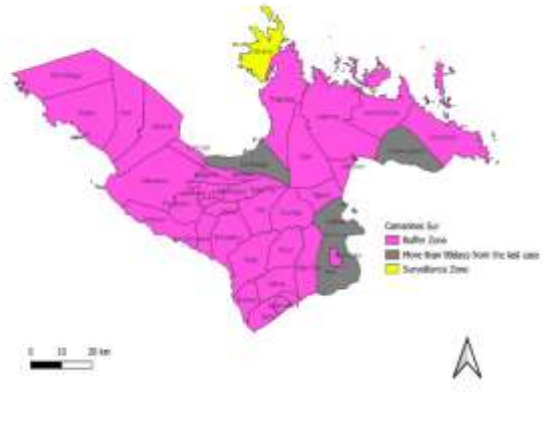
CY 2025 Depopulation Data			
	CATANDUANES	CAMARINES NORTE	TOTAL
No. of hds.	268	9	277
No. of farmers	71	5	76
Brgys. affected	15	1	16



Depopulation Data (Cumulative)		
FROM FEB. 20, 2020-Oct 23, 2025		
PROVINCE	MUNICIPALITIES/ CITIES	BARANGAYS
6	74	392
FARMERS AFFECTED		CULLED ANIMALS
4,396		26,972

Last date of depopulation: Feb 27, 2025 (Virac, Cat.)

Camarines Sur ASF Zoning Approach Map as of October 23, 2025



Areas in RED Zone (more than 90 days from the last case)

Location	Date of last case	Status
Lidang, Presentacion	Aug 16, 2024 (<i>new</i>)	For surveillance
Basilio, Cabanga	Sep 14, 2024 (<i>recurrence</i>)	
Del Carmen, Tagay	Sep 5, 2024 (<i>new</i>)	
Sta. Isabel, Baki	Dec 10, 2024 (<i>recurrence</i>)	

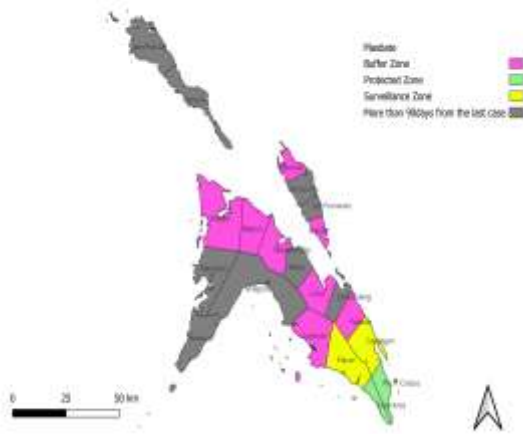
Camarines Norte ASF Zoning Approach Map as of October 23, 2025



Areas in RED Zones (more than 90 days from the last case)

Municipality	Date of last case	Status
Mercedes	Nov 29, 2023 (<i>recurrence</i>)	For surveillance
Dart	Dec 7, 2023 (<i>recurrence</i>)	On going revision of EO
San Vicente	Feb 4, 2025 (<i>recurrence</i>)	Waiting for the schedule of the surveillance

Masbate ASF Zoning Approach Map as of October 23, 2025



Areas in RED Zones (more than 90 days from the last case)

Municipality	Date of last case	Status
San Pascual	Aug 13&15, 2024 (<i>new</i>)	For surveillance
San Jacinto	Feb 23, 2024 (<i>new</i>)	
Mobo	Nov 15, 2023 (<i>new</i>)	
Claveria	Aug 15, 2024 (<i>new</i>)	
Dimasalang	Aug 21, 2024; Sep 10, 2024 (<i>new</i>)	
Milagros	Oct 27, 2023 (<i>recurrence</i>)	
Balud	Sep 16, 2024 (<i>new</i>)	
Mandaon	Oct 7, 2024 (<i>new</i>)	
San Fernando	Feb 23, 2024 (<i>new</i>)	

Albay ASF Zoning Approach Map as of October 23, 2025



Sorsogon ASF Zoning Approach Map as of October 23, 2025



Catanduanes ASF Zoning Approach Map as of October 23, 2025



Area in RED Zone (more than 90 days)

Barangay	Municipality	Date of Lab. results	Status
Marinawa, Cabugao, San Roque	Bato	January 08, 15; 20, 24, 30 & 31, 2025; Feb 7, 2025; Feb 12 & 24, 2025 & March 5, 2025 (<i>recurrence</i>)	For surveillance
Cabcab	San Andres		
San Vicente, Pob. District III	Gigmoto		
Paniquihaan	Baras		
Burabod	Panganiban		
Pandan Del Sur, Napo & Sta. Ana	Pandan		
Rizal, Quirino, Botinagan & Sta. Rosa	Viga		
Icanbato	Caramoran		

NUMBER OF MUNICIPALITIES/ CITIES WITH EO/ ORDINANCES IN SUPPORT TO BABAY ASF (Summary)

Province	Municipalities/ Cities					
	With Provincial Ordinance	Total #	ASF Affected Mun.	Valid Executive Order (EO)	Ordinance	Resolution
Camarines Sur	-	37	31	0	15	
Camarines Norte	✓	12	12	0	6	1
Albay	-	18	11	0	2	
Sorsogon	✓	15	10		5	3
Catanduanes	✓	11	10			11
Masbate	-	21	11	0	3	1
TOTAL	3	114	85	0	31	16

UPDATES ON PROVINCE-LED AGRICULTURE AND FISHERIES EXTENSION SYSTEM (PAFES) IMPLEMENTATION

As of October 2025

Areas Lifted from RED to PINK (Summary) as of Oct 23, 2025

Province	Affected Municipalities	Lifted from RED to PINK	% Accomplishment
Camarines Sur	31	27	87%
Camarines Norte	12	9	75%
Sorsogon	10	10	100%
Albay	11	11	100%
Masbate	11	2	18%
Catanduanes	10	2	20%
TOTAL	85	61	72%

CUMULATIVE NUMBER OF AFFECTED AREAS		
1. Affected Municipalities	2. Areas of Official Recognition	3. Total # of Areas
6	85	484
4. Total # of Municipalities	5. Total # of Areas	
75.4%	729	

MC 24 s. 2023 - Guidelines on the Recovery and Declaration of Freedom from ASF for LGUs

Municipality	Date Released
1. San Fernando	October 6, 2022
2. San Juan	October 6, 2022
3. Masbate	December 22, 2023
4. Iba	January 27, 2025
5. Maguindao	February 9, 2025
6. Gubat	March 7, 2025
7. Compostela	April 25, 2025
8. Cotabato	April 25, 2025
9. Compostela	May 25, 2025
10. Marikina	Reinstated December 6, 2023
11. Lagonoy	January 24, 2024
12. Dalupiri	April 18, 2024
13. Zamboanga	Reinstated July 2024
14. Zamboanga	Reinstated Dec 2023
15. Zamboanga	November 8, 2024
16. Buta	January 8, 2025
17. Arakan	January 27, 2025
18. Zamboanga	Feb 28, 2025
19. Zamboanga	March 11, 2025
20. Zamboanga	April 6, 2025
21. Zamboanga	April 15, 2025
22. Zamboanga	May 15, 2025
23. Zamboanga	June 25, 2025
24. Zamboanga	July 25, 2025

Areas Lifted from RED to PINK (by Municipality) as of October 23, 2025

Municipality	Date Released	Municipality	Date Released
1. Iba	August 9, 2025	1. Zamboanga	February 09, 2022
2. Iba	Reinstated Aug. 9, 2025	2. Zamboanga	February 11, 2022
3. Iba	August 11, 2025	3. Zamboanga	February 13, 2022
4. Iba	August 13, 2025	4. Zamboanga	February 15, 2022
5. Iba	August 15, 2025	5. Zamboanga	February 17, 2022
6. Iba	August 17, 2025	6. Zamboanga	February 19, 2022
7. Iba	August 19, 2025	7. Zamboanga	February 21, 2022
8. Iba	August 21, 2025	8. Zamboanga	February 23, 2022
9. Iba	August 23, 2025	9. Zamboanga	February 25, 2022
10. Iba	August 25, 2025	10. Zamboanga	February 27, 2022
11. Iba	August 27, 2025	11. Zamboanga	February 29, 2022
12. Iba	August 29, 2025	12. Zamboanga	March 01, 2022
13. Iba	August 31, 2025	13. Zamboanga	March 03, 2022
14. Iba	September 02, 2025	14. Zamboanga	March 05, 2022
15. Iba	September 04, 2025	15. Zamboanga	March 07, 2022
16. Iba	September 06, 2025	16. Zamboanga	March 09, 2022
17. Iba	September 08, 2025	17. Zamboanga	March 11, 2022
18. Iba	September 10, 2025	18. Zamboanga	March 13, 2022
19. Iba	September 12, 2025	19. Zamboanga	March 15, 2022
20. Iba	September 14, 2025	20. Zamboanga	March 17, 2022
21. Iba	September 16, 2025	21. Zamboanga	March 19, 2022
22. Iba	September 18, 2025	22. Zamboanga	March 21, 2022
23. Iba	September 20, 2025	23. Zamboanga	March 23, 2022
24. Iba	September 22, 2025	24. Zamboanga	March 25, 2022

LGUs issued with Valid Recognition of Active Surveillance for ASF (RAS-ASF) as per MC 24 s. 2023 as of October 23, 2025

Province	Number of Municipalities	with Valid RAS ASF	% Compliance
Camarines Sur	37	7	19%
Camarines Norte	12	1	8%
Sorsogon	15	0	0%
Albay	18	1	6%
Masbate	21	0	0%
Catanduanes	11	0	0%
TOTAL	114	9	8%

MC 24 s. 2023 - Guidelines on the Application and Renewal of Certificate of Free Status and Recognition of Active Surveillance on African Swine Fever to Facilitate Unhampered Delivery of Live Pigs and Genetic Materials to Target Destinations

LGUs issued with Valid Recognition of Active Surveillance for ASF (RAS-ASF) as per MC 24 s. 2023 as of October 23, 2025

Province	Municipality	Date Issued	Validity
Camarines Sur	Rugay	June 26, 2025	September 16, 2025
	Ibato	August 15, 2025	November 6, 2025
	Panacao	August 27, 2025	November 10, 2025
	Nabua	August 29, 2025	November 18, 2025
	Del Gallego	August 27, 2025	November 16, 2025
	Iriga City	September 12, 2025	November 16, 2025
	Garchitarena	September 12, 2025	November 25, 2025
Camarines Norte	Basul	July 11, 2025	October 1, 2025
Albay	Daraga	October 21, 2025	January 5, 2026

LGU Rugay, Panapao, Iba, Sipocot, in Camarines Sur and Sorsogon City are complying the requirements for the renewal of their RAS ASF

SUMMARY OF ACCOMPLISHMENT

PROVINCE	STATUS			
	PAFES MOA executed	PAFEC CENTER established (PMC, Office, etc.)	CPAFEP mapped out & approved	CO-INVESTMENT AGREEMENT
Pilot				
Albay (Pilot)	<input checked="" type="checkbox"/>	<input checked="" type="checkbox"/>	<input checked="" type="checkbox"/>	-
Non-Pilot				
Camarines Norte	<input checked="" type="checkbox"/>	<input checked="" type="checkbox"/>	<input checked="" type="checkbox"/>	-
Camarines Sur	-	-	-	-

SUMMARY OF ACCOMPLISHMENT

PROVINCE	STATUS			
	PAFES MOA executed	PAFEC CENTER established (PMC, Office, etc.)	CPAFEP mapped out & approved	CO-INVESTMENT AGREEMENT
Non-Pilot				
Catanduanes	<input checked="" type="checkbox"/>	<input checked="" type="checkbox"/>	<input checked="" type="checkbox"/>	-
Masbate	<input checked="" type="checkbox"/>	<input checked="" type="checkbox"/>	<input checked="" type="checkbox"/>	-
Sorsogon	<input checked="" type="checkbox"/>	<input checked="" type="checkbox"/>	<input checked="" type="checkbox"/>	-

FINANCIAL PERFORMANCE

Total Obligation Program	Total Actual Obligation	% Total Obligation	Total Disbursement Program	Total Actual Disbursement	% Total Disbursement	% Total Disb/Obli
7,159,125.38	7,006,068.00	98%	5,727,300.30	4,620,809.46	81%	66%
636,366.70	500,049.00	79%	636,366.70	289,785.01	46%	58%
7,795,492.08	7,506,117.00	96%	6,363,667.00	4,910,594.47	77%	65%